


Small Game Hunting



QUICK GUIDE

5 Steps to the Hunt




Pheasant




Canada geese



Mourning dove



Mallard (duck)



Dusky grouse

1. Start With Hunter Education

Hunter Education certification is required to buy or apply for any hunting license if you were born on or after 1/1/1949. CPW offers traditional, online, and Bowhunter Education courses. Colorado also honors Hunter Education certifications from all other states, and some foreign countries. Colorado also offers an online test-out option for US military personnel and persons 50 years of age or older; which fulfills the Hunter Education requirement. Apprentice Licenses are also available. To learn more or register for a class please visit: cpw.state.co.us/HunterEd

2. Choose Your Species

Decide which of the small-game species you would like to hunt. The hunting regulations for the small-game species (including birds) and waterfowl are published in a combined regulation brochure. This brochure and others are distributed for free, available online and also where licenses are sold.

- **Small Game** (Small-game animals, migratory birds and other birds)
- **Waterfowl** (Ducks and geese)

3. Decide Where to Hunt

Colorado is home to a variety of small-game habitat. From the grain fields of the Eastern Plains to the steep slopes of the Rockies and the river bottoms throughout, the small-game hunter can enjoy the challenges of diverse terrain and species during the season. Public-land hunting is plentiful and CPW provides additional walk-in access on registered private lands annually. Walk-in access properties are marked with signage on the properties. Several brochures outline small-game hunting access areas:

- Small-Game Walk-In Atlas
- Late Cropland Walk-In Atlas
- State Recreation Lands (State Wildlife Areas, State Trust Lands and State Parks)

4. Select Your Method

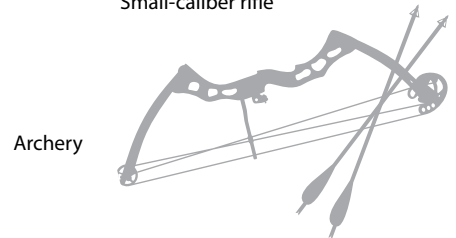
Small-game hunting is a great introduction for the beginner or novice hunter. A variety of firearms, as well as archery equipment, can all be legal methods of take in Colorado. Be sure to check the legal methods of take for your species in the regulations.



Shotgun



Small-caliber rifle




Archery

5. Pick Your Hunting Season

Small game, upland birds and waterfowl all have various hunting seasons associated with each species. By planning a variety of species to hunt, the small-game hunter can hone their hunting skills while enjoying the entire fall and winter seasons. Dove season, which starts Sept. 1, is traditionally called the start of the small-game hunting season.

Small Game Checklist

- Hunter education
- Small-game license
- Harvest Information Program (HIP) #
- Waterfowl stamps (state and federal)
- Regulation brochure(s)
- Essential gear
- Mark it on your family calendar



Fox



Cottontail rabbit



Coyote



Fox squirrel

License Availability and Requirements

- **Annual Small-Game license** - April 1–March 31
- **Annual Small-Game and Fishing Combo license** - April 1–March 31
- **One-day and Additional-day Small-Game licenses**
- **Harvest Information Program (HIP) Registration** – required (After your license purchase, you must sign-up with HIP and write the number on your license. Registration is available 24 hours daily: 1-866-265-6447 or www.colohip.com.)
- **Waterfowl Stamps** - If you plan to hunt waterfowl, you must purchase two waterfowl stamps:
 1. **Colorado Waterfowl Stamp** - April 1–March 31
 2. **Federal Duck Stamp** - July 1–June 31

Where to Buy a License

- Online – cpw.state.co.us
- By Phone – 800-244-5613
- In Person – License Agents and CPW Offices (Photo ID, driver’s license and Social Security number required) (For residents, proof of residency required)

Mentored Youth Hunting

A mentor must be 18 years or older and have met the hunter education requirement. Youth under the age of 16 hunting with a youth small-game license must be accompanied by a mentor. While small-game hunting, youth and mentors must be able to see and hear each other without binoculars, radios or other aids. During youth waterfowl hunting days, mentors must accompany youth and not hunt.

Resources for Learning at cpw.state.co.us

- Regulation Brochures: Online with helpful videos or in print
- Small-Game webpage: Things To Do/Hunt
- State Wildlife Area Maps: Places To Go/Maps
- Skills-Building Classes and Seminars: Class calendar online
- Shooting Ranges: More than 100 ranges for practice
- How-To Videos: Small-Game Hunting webpage
- Enews: Reminders delivered straight to your inbox
- *Colorado Outdoors* magazine and blog: Timely hunting, fishing and parks articles

Call Center and Office staff at (303) 297-1192, Mon.–Fri. 8-5 (MT)

Hunting Property Reservations

Some state wildlife areas offer or require hunting reservations. See the small-game/ waterfowl brochures for specifics.

Small Game and Waterfowl Opportunities At-A-Glance

Species*	September	October	November	Dec	Jan	Feb
Small Game						
Mourning Doves						
Dusky Grouse						
Early Teal						
Fox & Pine Squirrel						
Beaver						
Rabbits						
Badger, Fox, Mink, Skunk,						
Pheasant (east of I-25)						
Pheasant (west of I-25)						
Quail (west of I-25)						
Quail (east of I-25 and north of I-70)						
Quail (east of I-25 and south of I-70)						
Coyote						
Waterfowl						
Central Flyway Waterfowl Seasons						
Dark Geese (including Canada)						
Light Geese						
Ducks, Coot and Mergansers						
Pacific Flyway Waterfowl Seasons						
Light & Dark Geese						
Ducks, Coot and Mergansers						

* Check the regulations for more opportunities, exact season dates, bag and possession limits and hunting area restrictions/boundaries.