


# Colorado Wildlife Rehabilitation Licensing Process

Thinking About Becoming a Wildlife Rehabilitator?



Do you have at Least 1 Year Previous Licensed Experience?

No

Yes

Go to Step 3

Read: *"Wildlife Rehab - Is It For You?"*

Receive Required Training from the Licensed Rehabilitator

Assist a Licensed Rehabilitator

Decide to Not Pursue Wildlife Rehabilitation

Decide to Continue to Volunteer

Decide to Pursue Wildlife Rehab Licensing

Go to Step 2 Below



Develop Learning Plan with Sponsor

Identify Veterinarian to Treat Wildlife

Prepare Facility and Acquire Supplies

Sponsor will Pre-inspect Facility and Caging

Apply for CPW Provisional License

Application Evaluation, Facility Inspection, and Interview by CPW\*

Sponsor Attends Facility Inspection and Interview

Decide to Not Pursue Wildlife Rehabilitation

Decide to Make Changes and Reapply

CPW Application Not Approved


Provisional CPW License Approved And Issued

Continue Education

Frequent Sponsor Support and Communication

Regularly Assess Performance and Learning Progress

Rehabilitate and Release Wildlife



Wildlife Caseload and Learning Plan Update

Completed? Go to Step 3

Prepare Documentation Of Prior Licensed Rehab Experience

or

Completion of Learning Plan and at Least 1 Year With Provisional License

Sponsor Concurrence and Referral Form



Application Evaluation, Facility Inspection, and Interview by CPW\*

Sponsor Attends Facility Inspection and Interview


Full Rehab CPW License Approved And Issued

Rehabilitate and Release Wildlife

Continue Education

Frequent Communication with Rehab Community

Consider Sponsoring Provisionals (After 3 years)



Wildlife Caseload and Recap of Volunteer Activities

Steps That You Take

Licensed Rehabilitator Activities

CPW Approvals and Actions

\* REQUIRED for USFWS Rehabilitation Permit. See GUIDELINES at LINK.