



COLORADO

Parks and Wildlife

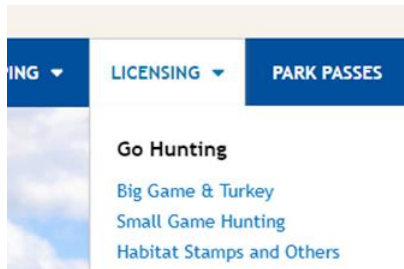
Department of Natural Resources

Online Purchase Authorization Instructions

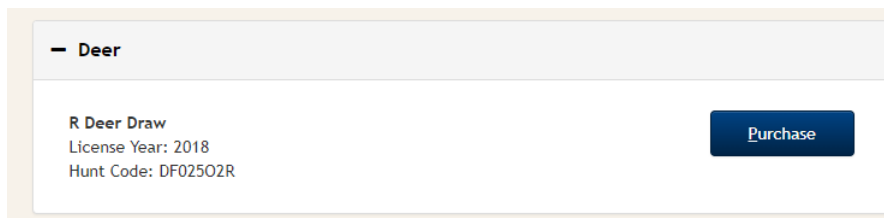
1. Go to CPW Shop, <https://www.cpwshop.com/home.page>



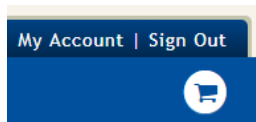
2. Click "Sign in Or Create Account"
3. Log in to your account
4. Verify all information and click "Confirm Details" at the bottom of the page
5. Hover over "Licensing" in the blue top bar and click "Big Game & Turkey"



6. Select your correct residency (Either Resident or Non Resident)
7. Click on the plus symbol next to the species the purchase authorization is for
8. Click the "Purchase" button for the hunt code the purchase authorization is for
 - a. Hunt code below is shown only as an example



9. Click on the Shopping Cart



10. Select a Fulfillment Method
 - a. If you select Fulfilled by Mail you will then get an option for Standard shipping or Express shipping
11. Click "Proceed To Checkout"
12. Enter a credit card to pay for the license
13. Read and scroll to the bottom of the Terms and conditions
14. Check box verifying you have read and agree to the Terms and Conditions
15. Click "Submit Payment"

