

# CALIFORNIA LIONS



---

SPECIALLY PROTECTED ANIMAL SPECIES

## 2 IF THERE IS NO IMMINENT THREAT NON LETHAL METHODS ARE USED


---

A recently captured lion in Sacramento after a 4 hour search,

It was released 25 miles away from Sacramento.

“He does appear to be a healthy male mountain lion, 1 1/2 to 2 years old.”

One individual working for California Division of Fish and Wildlife reported to have personally tranquilized 60 lions in a three year period.



## 3

# FREQUENCY OF A TYPICAL NON-DEPREDAATION LION “INCIDENT” 2009 TO 2013

---

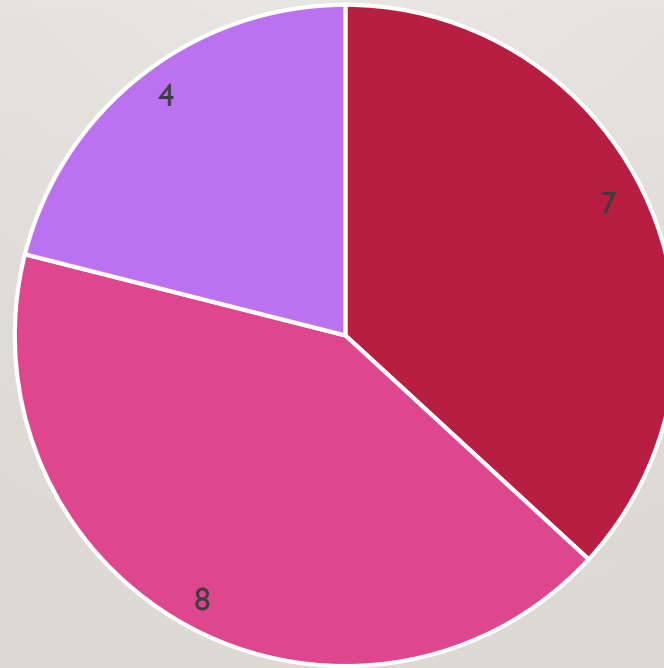
Year	Incidents	Safety Risk Requiring Take
2009	141	1
2010	127	7
2011	214	3
2012	162	7
2013	95	2

# 4

## LIONS THAT POSED A SAFETY RISK

Sex of Lions that had to be killed for Safety Concerns between 2009 and 2013

---



■ Male ■ Female ■ Not Reported

# 5

## WHEN A DEPREDATION LOSS HAS OCCURRED PERMITS ARE ISSUED TO TAKE LIONS

---

- CDFW issues the permit to the landowner or tenant who suffered the loss.
- Of the recent data that are available from 2016, 104 have sufficient information to evaluate age, sex, and livestock killed.
- Necropsy is done on every carcass so very detailed information is available for each animal.



# 6

## PERMITS TO KILL LIONS AND HOW MANY LIONS WERE KILLED

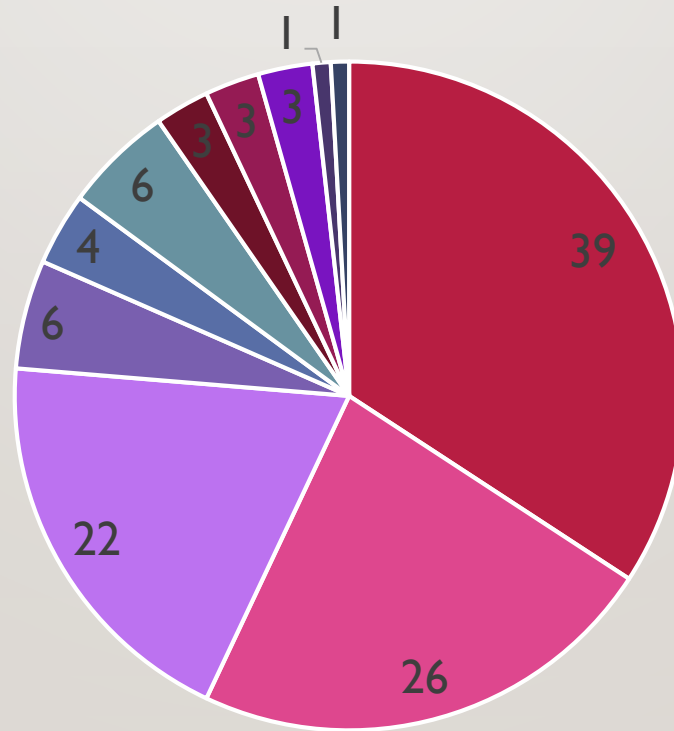
From 2001 to 2017; 3,191 permits which resulted in the take of 1,586 lions



# LIVESTOCK AND PET DEPREDATION

7

California Documented Livestock Depredation 2016 Related to Lions Taken.



■ Goats ■ Sheep ■ NS ■ Dog ■ Cat ■ Fowl ■ Alpaca ■ Pig ■ Cow ■ Burrow ■ Horse

# LIONS OF ALL AGES TAKE LIVESTOCK 104 LIONS KILLED IN 2016 WERE GIVEN AGE ESTIMATES IN THE NECROPSIES

8

Age Distribution of Lions Killed for Domestic Animal Depredation

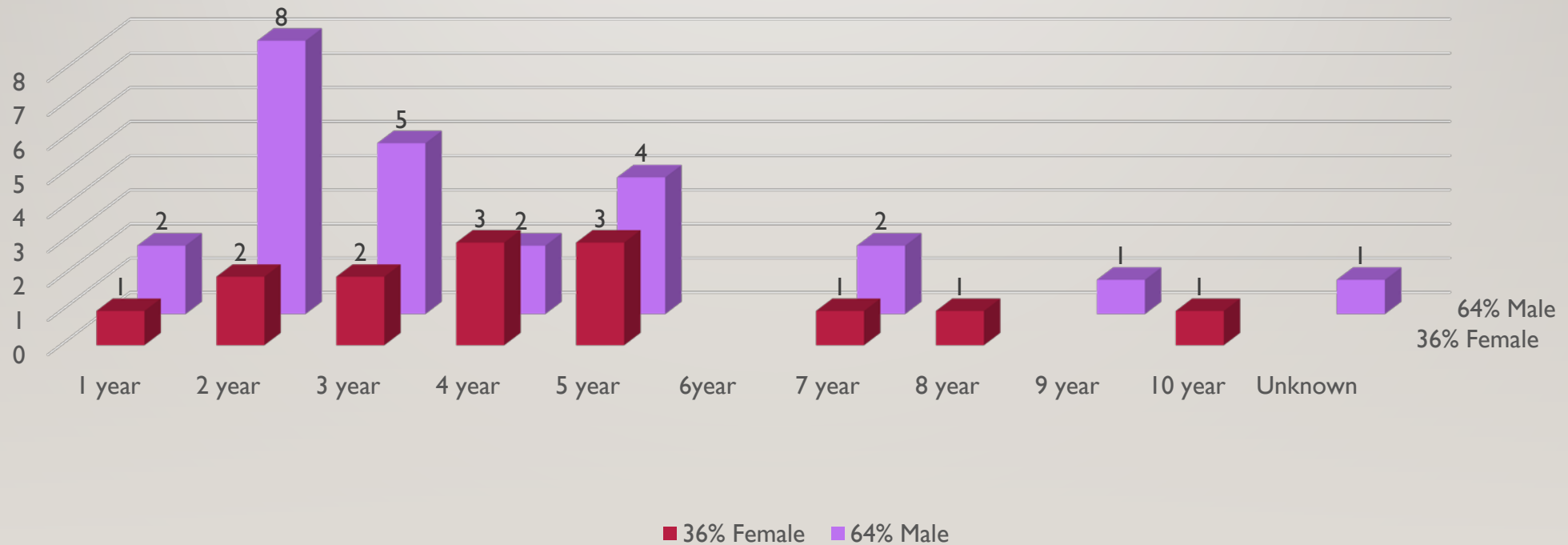




9

# AGE AND SEX DISTRIBUTION OF LIONS DEPREDATING ON GOATS 2016

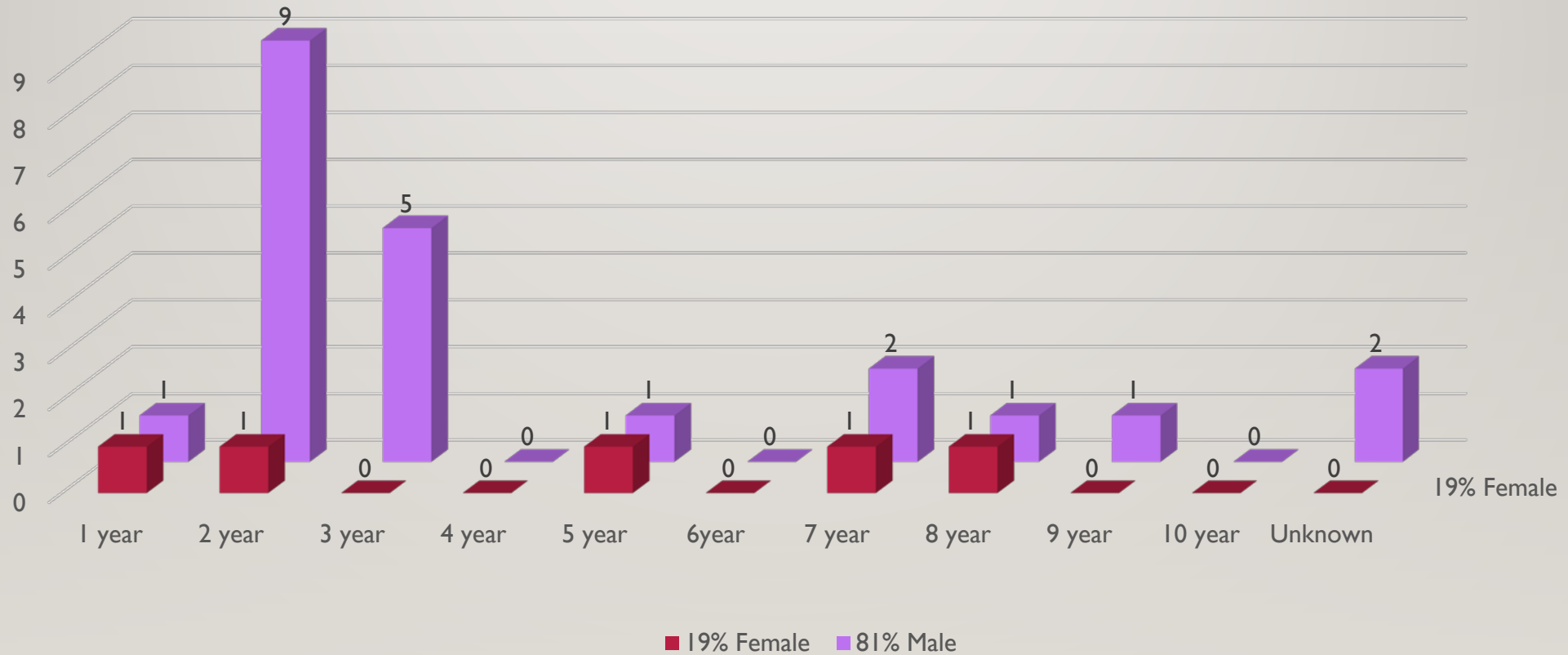
Domestic Goat Depredation



# AGE AND SEX DISTRIBUTION OF LIONS DEPREDATING ON DOMESTIC SHEEP 2016

10

Domestic Sheep Depredation



# || CALIFORNIA LION ATTACKS ON HUMANS SINCE PROPOSITION 117 PASSED

---

Of the 12 documented attacks on humans since the ban, three people died as a result of the attack.

Date	Type	County	Victim Sex	Victim Age
1986	Nonfatal	Orange	Female	5 yrs.
1986	Nonfatal	Orange	Male	6 yrs.
1992	Nonfatal	Santa Barbara	Male	9 yrs.
1993	Nonfatal	San Diego	Female	10 yrs.
1994	Fatal	El Dorado	Barbara Schoener	40 yrs.
1994	Nonfatal	Mendocino	Male	50s
	Nonfatal		Female	50s
1994	Fatal	San Diego	Iris Kenna	56 yrs.
1995	Nonfatal	Los Angeles	Male	27 yrs.
2004	Fatal	Orange	Mark Reynolds	35 yrs.
2004	Nonfatal	Orange	Anne Hjelle	30 yrs.
2004	Nonfatal	Tulare	Female	28 yrs.
2007	Nonfatal	Humboldt	Male	70 yrs.
2012	Nonfatal	Nevada	Male	63 yrs.
2014	Nonfatal	Santa Clara	Male	6 yrs.

## CONCLUSIONS

---

- Lion incidents in California occur with regular frequency.
- A small number of the incidents indicate a safety risk.
- Incident response includes the time and skills of law enforcement, animal control and specialized technical staff.
- Animals that have been judged to be a safety threat are both male and female, with similar numbers of each.
- Between 2001 and 2017, annual depredation permits to kill lions ranged from 132 to 261.

## CONCLUSIONS

---

- Approximately half of depredation permits result in a lion take.
- In 2016 Depredating lions included all ages to 10 years or more with highest frequency of 1 to 3 year-old animals.
- The three most frequently killed domestic animals are goats, sheep and dogs, in that order.
- In 2016 Male lions were killed for depredation at a higher ratio than female lions: 64% to 36% for goats and 81% to 19% for sheep.
- There have been 12 attacks on humans since 1990, 3 resulted in fatality.
- The most recent attack on a human was in 2014.