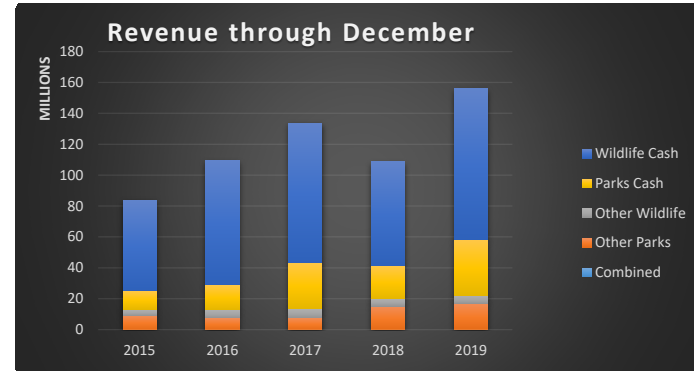
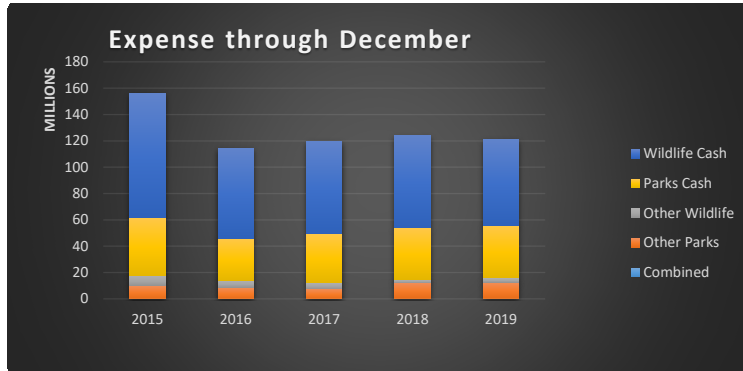




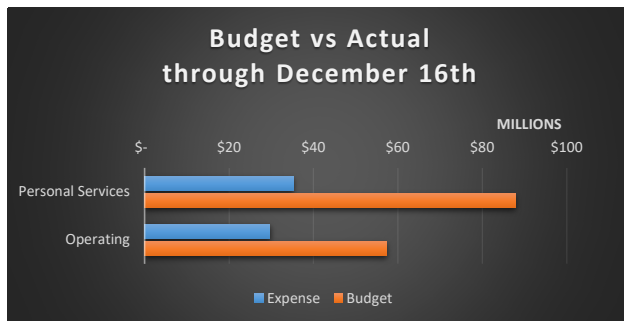
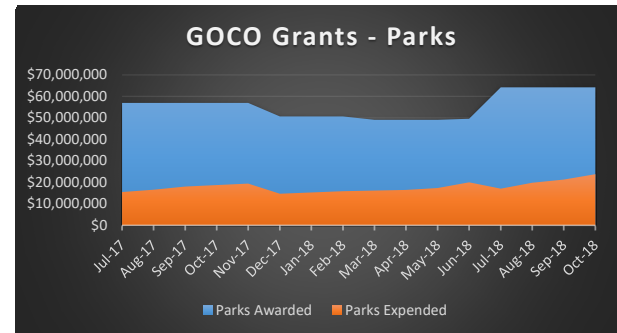
Colorado Parks and Wildlife - January Financial Update



	FY 2016-17	FY 2017-18
Metric reporting WIP		
Fishing licenses	1,178,076	1,173,154
Big Game	357,855	357,251
Small Game \ Combo	228,384	233,766

Unexpended	Expended	Total	
40,397,278.56	23,831,639.25	64,228,917.81	37%
29,643,423.37	8,513,123.63	38,156,547.00	22%

	FY 2017-18	FY 2018-19	FY 2019-20 req
Workers Comp	\$ 1,171,460	\$ 1,128,383	\$ 1,247,362
Legal	\$ 1,443,675	\$ 1,407,914	\$ 1,095,125
Risk Management	\$ 721,956	\$ 1,009,234	\$ 860,468
Vehicle Lease	\$ 3,445,547	\$ 3,536,385	\$ 3,423,160
Capitol Complex	\$ 451,164	\$ 414,478	\$ 362,951
OIT	\$ 7,438,553	\$ 9,793,007	\$ 8,898,102
CORE	\$ 1,733,740	\$ 2,066,410	\$ 839,850



	Expense	Budget	
Personal Services	\$ 35,178,919	\$ 87,876,383	40%
Operating	\$ 29,675,248	\$ 57,214,186	52%

