

January 2023

Colorado Parks and Wildlife Financial Update

	Detail Notes	Current Period			Year-to-Date			Total Previous Yr FY 21-22
		FY 22-23	FY 21-22	Difference	FY 22-23	FY 21-22	Difference	
		2nd Quarter	2nd Quarter		YTD	YTD		
Revenues								
Licenses, Passes, Fees and Permits	[1]	235,438	34,875	200,563	504,625	275,578	229,048	1,815,303
Registrations		-	-	-	-	-	-	-
Federal Grants		110,836	930,083	(819,247)	402,071	2,249,957	(1,847,886)	3,277,379
State and Local Grants		27,680	33,628	(5,948)	136,468	140,889	(4,421)	180,741
Great Outdoors Colorado		-	-	-	-	-	-	-
Lottery		-	-	-	-	-	-	1,500,000
Donations		248,038	185,299	62,740	519,149	306,732	212,417	889,704
Other Revenues		49,677	19,650	30,027	134,397	30,977	103,420	93,182
General Fund		429,514	205,266	224,248	660,844	330,943	329,901	1,439,880
Severance Tax		4,006,005	-	4,006,005	4,006,005	4,006,005	-	4,006,005
Revenues Before Transfers		5,107,188	1,408,801	3,698,388	6,363,559	7,341,080	(977,521)	13,202,193
Intra-Agency, Inter-Fund Transfers		5,553	97,132	(91,578)	46,773	322,507	(275,734)	404,429
Total Revenues		5,112,742	1,505,933	3,606,809	6,410,332	7,663,587	(1,253,255)	13,606,622
Expenditures								
Operating								
Personal Services		1,122,231	861,032	261,198	3,238,269	2,825,967	412,303	5,040,968
Operating		320,575	237,795	82,780	515,020	399,582	115,437	1,532,631
Grants to Others		281,395	179,357	102,039	281,395	179,357	102,039	339,769
Payments to Other Agencies		1,034	20,693	(19,659)	8,709	71,859	(63,150)	89,956
Subtotal, Operating		1,725,235	1,298,877	426,358	4,043,393	3,476,764	566,629	7,003,325
Capital								
Capital Equipment		24,826	10,503	14,323	24,826	10,503	14,323	186,151
Capital Improvements		-	11,466	(11,466)	3,520	12,356	(8,836)	268,775
Capital Acquisitions		-	-	-	-	-	-	-
Capital Information Technology		-	-	-	-	-	-	-
Capital Other		-	-	-	-	-	-	111,734
Subtotal, Capital		24,826	21,969	2,857	28,346	22,859	5,487	566,661
Expenditures Before Transfers		1,750,061	1,320,847	429,215	4,071,740	3,499,624	572,116	7,569,985
Intra-Agency, Inter-Fund Transfers		5,553	97,132	(91,578)	46,773	322,507	(275,734)	404,429
Total Expenditures		1,755,615	1,417,978	337,636	4,118,513	3,822,130	296,382	7,974,414
Revenues Minus Expenditures		3,357,127	87,954	3,269,173	2,291,819	3,841,456	(1,549,637)	5,632,208

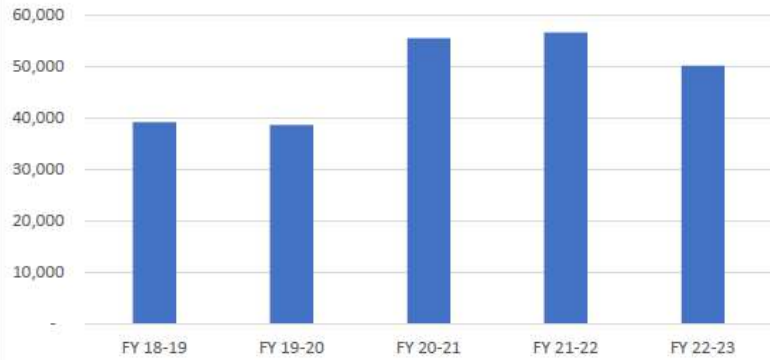
Revenue	FY22	FY23
Combined	7,663,587	6,410,332
Parks	68,057,695	59,662,750
Wildlife	126,659,177	133,279,998
Total	202,380,459	199,353,080



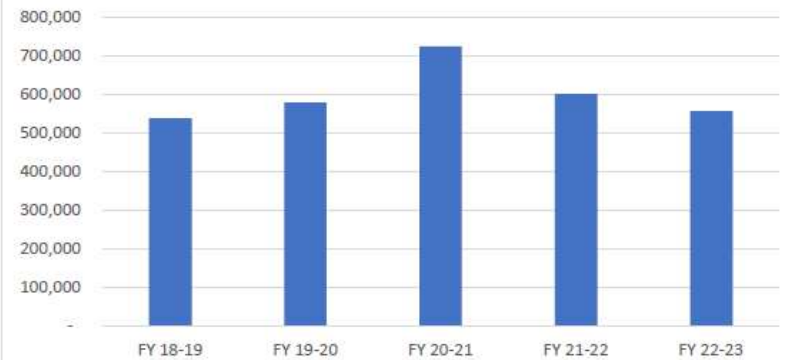
Expense	FY22	FY23
Combined	3,822,130	4,118,513
Parks	57,651,224	51,088,768
Wildlife	81,635,359	91,522,552
Total	143,108,713	146,729,833



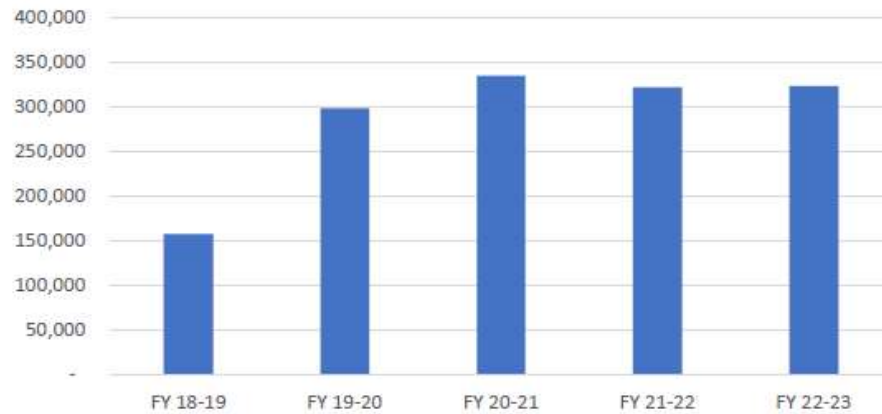
Regular Annual Pass



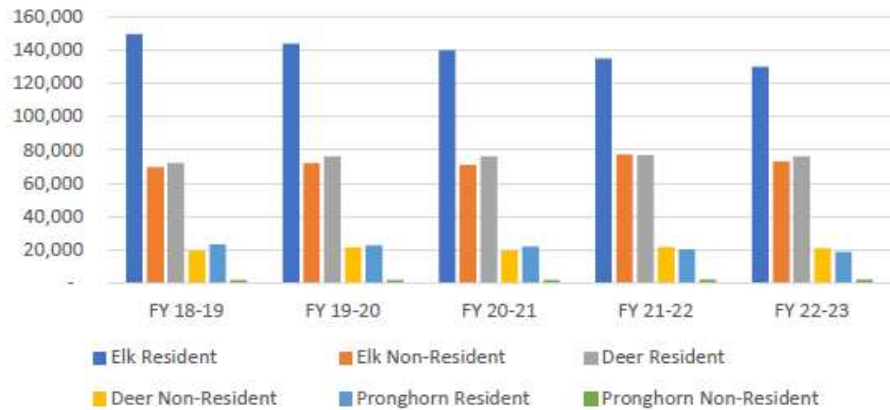
Vehicle Daily Pass



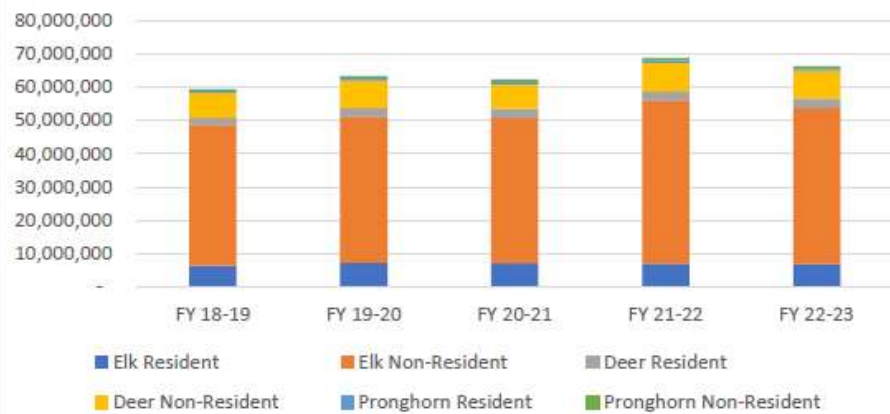
Camping Total



Hunting Participation



Hunting Revenue



Fishing Participation

