

Colorado Parks and Wildlife



FY19 GAME DAMAGE ANNUAL REPORT

Prepared for the Colorado General Assembly pursuant to C.R.S. 33-3-111

*Prepared by
Beverly Herdt; CPW Montrose
Garett Watson; CPW Montrose*

GAME DAMAGE PROGRAM

Section A: Game Damage Compensation:

Annual Allocation for Claims & Prevention
FY19 Expenditures for Claims

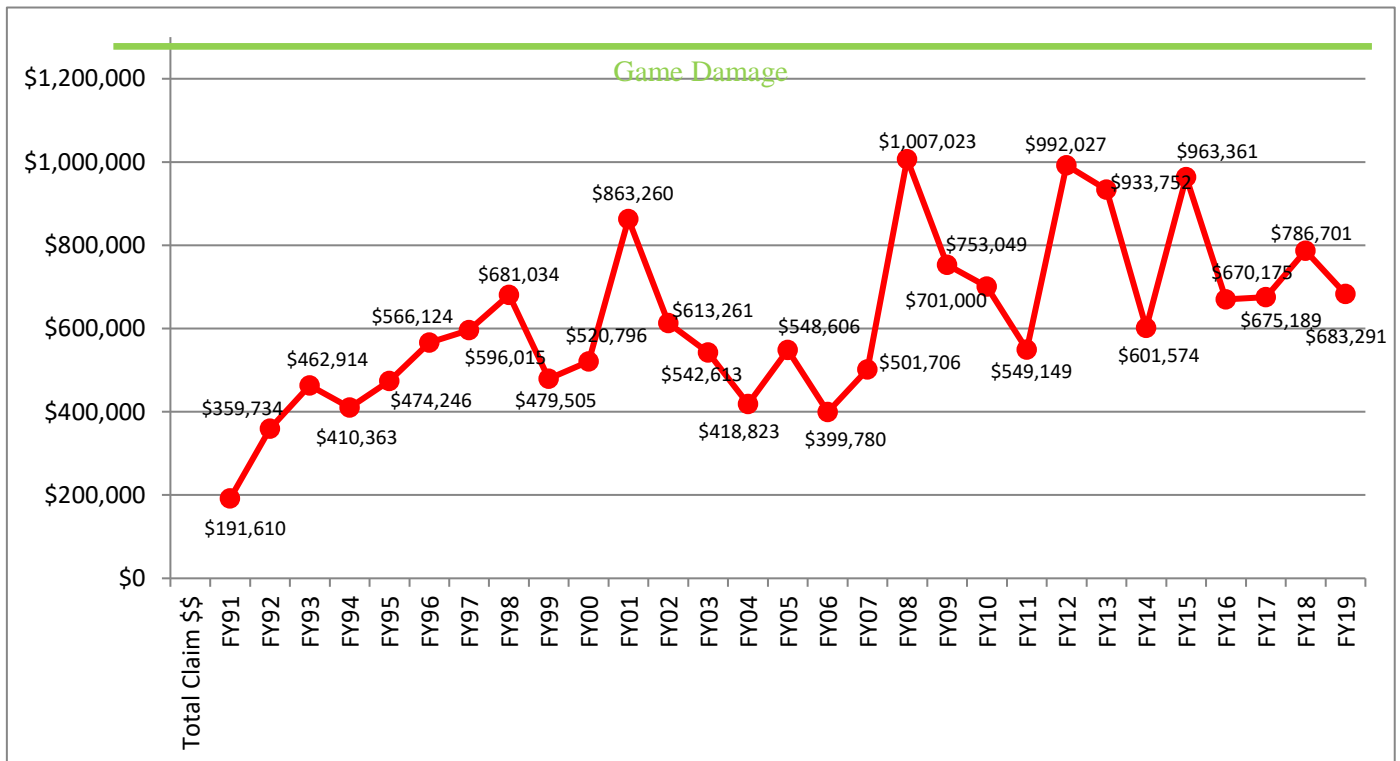
\$1,282,500
\$ 683,291

Colorado's game damage program is authorized in Article 3 of Title 33 Colorado Revised Statutes. Since its original inception over 90 years ago, the program's goal of mitigating and compensating agricultural producers for damage suffered by big game wildlife has changed very little. Over the years, the program has been refined most notably thru the integration of a prevention materials program. The Game Damage program is entirely funded by license revenues through an annual appropriation from the Game Cash fund. The FY19 line item appropriation was \$1,282,500. This appropriation funds the two key program components; damage compensation and damage prevention materials. Resources are utilized among each program component based on annual needs.

FY19 Game Damage Compensation – Overview

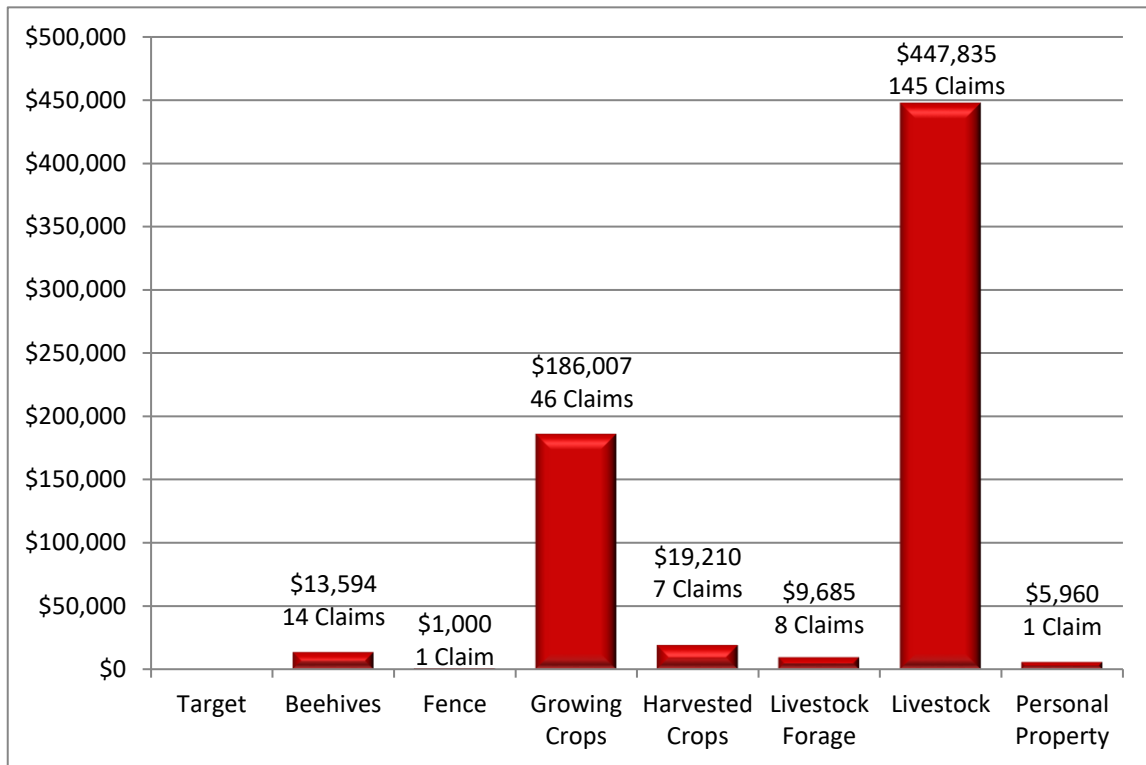
The compensation component of the game damage program provides reimbursement for qualifying agricultural claimants suffering eligible losses caused by big game wildlife. In FY19, compensation costs amounted to \$683,291 in settlement of 222 claims. These costs are ~\$56,109 below the past 5-year average of \$739,400 (FY14-FY18), a 7.59% decrease. This decrease is partially attributed to fewer claims for bear depredation on livestock and a major reduction in beehive claim compensation compared with last year. The total number of claims paid (n=222) in FY19 was at the past 5-year average of 222.4. CPW denied 6 claims (2.63% of all claims filed).

Historical Game Damage Claims from FY91 through FY19

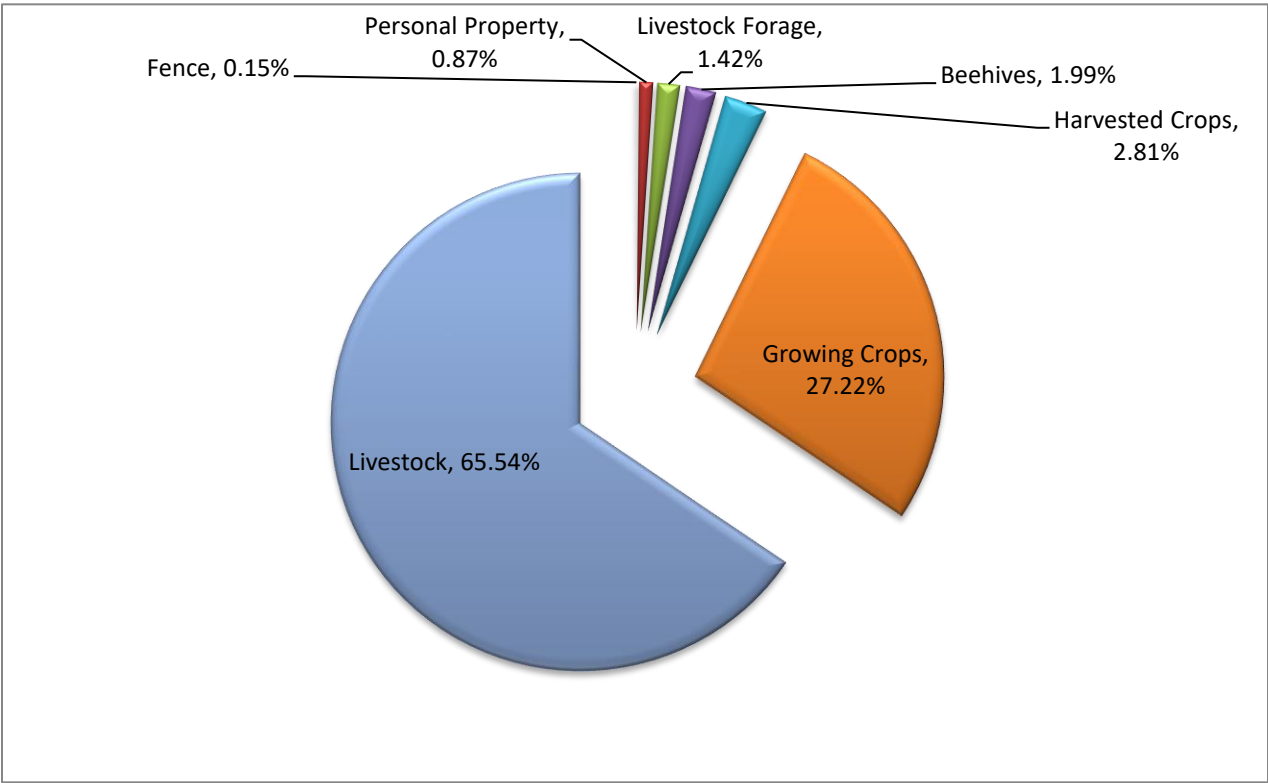


FY19 Game Damage Compensation

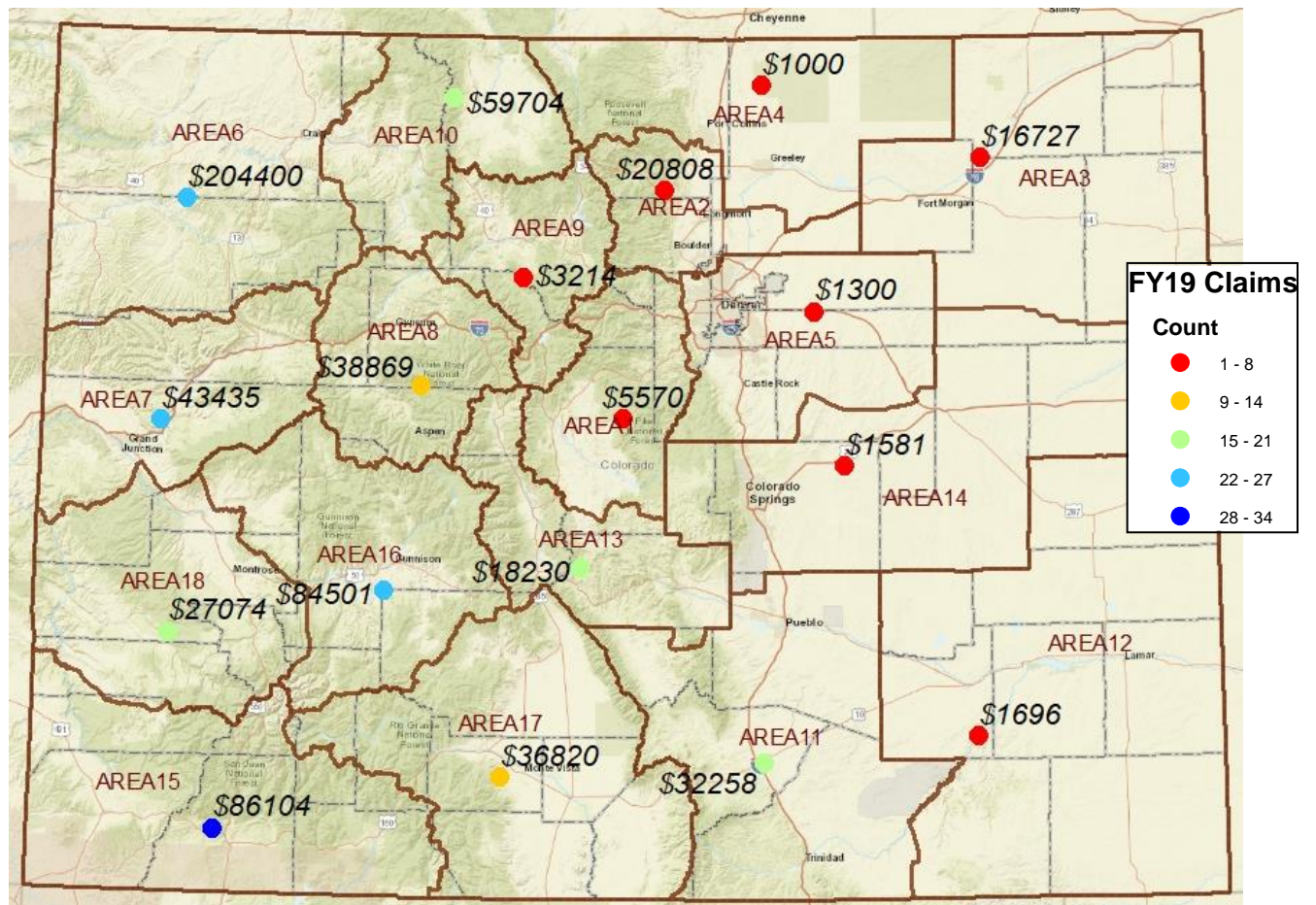
Claims by Damage Target



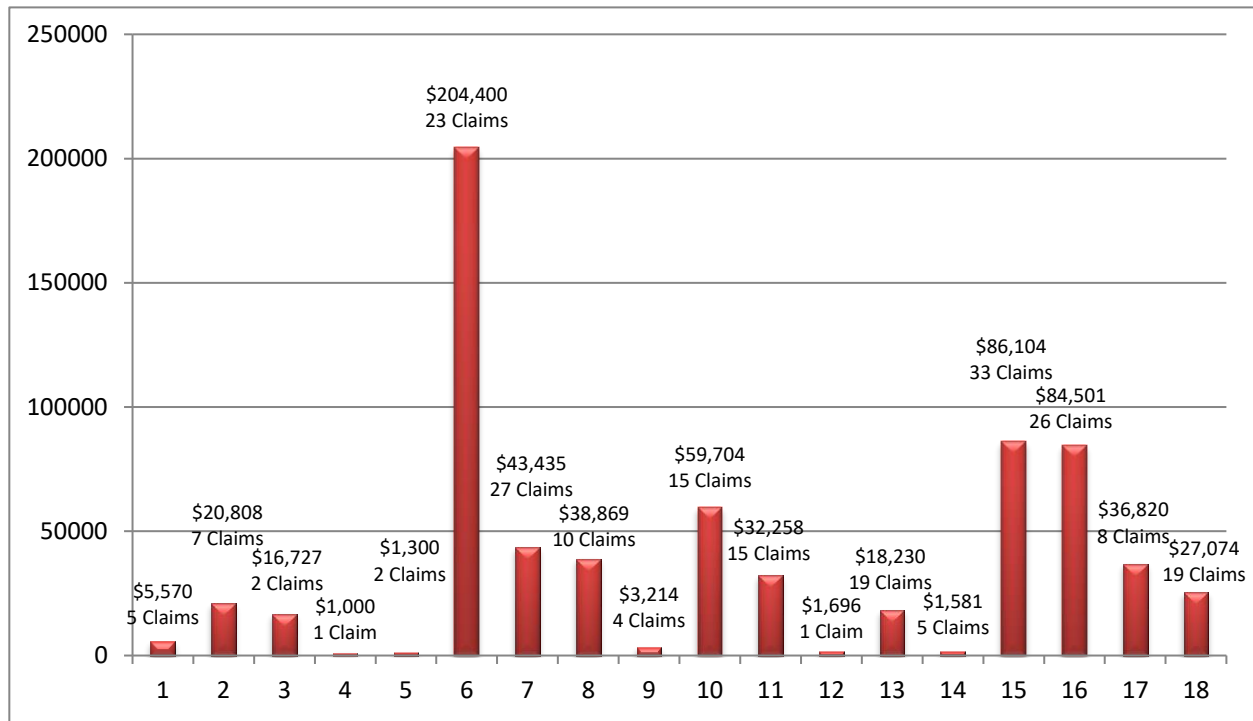
Percent of Damage Cost by Target



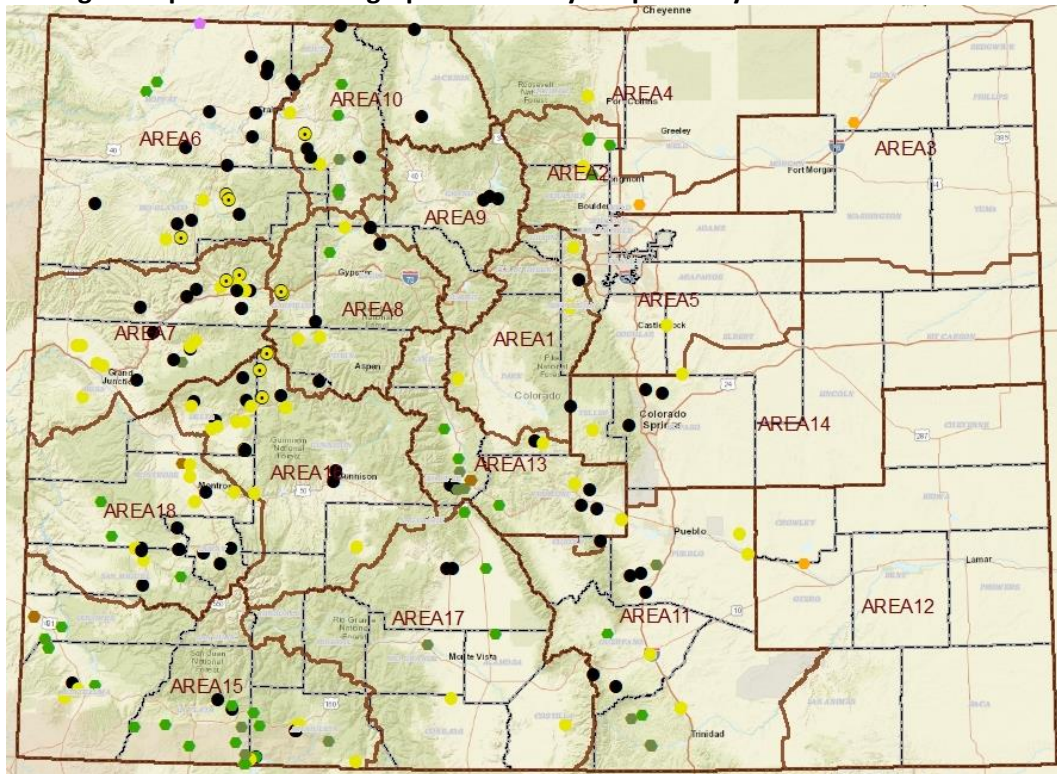
FY19 Game Damage Compensation – Geographic Summary by Area



FY19 Game Damage Compensation – Claims by Area



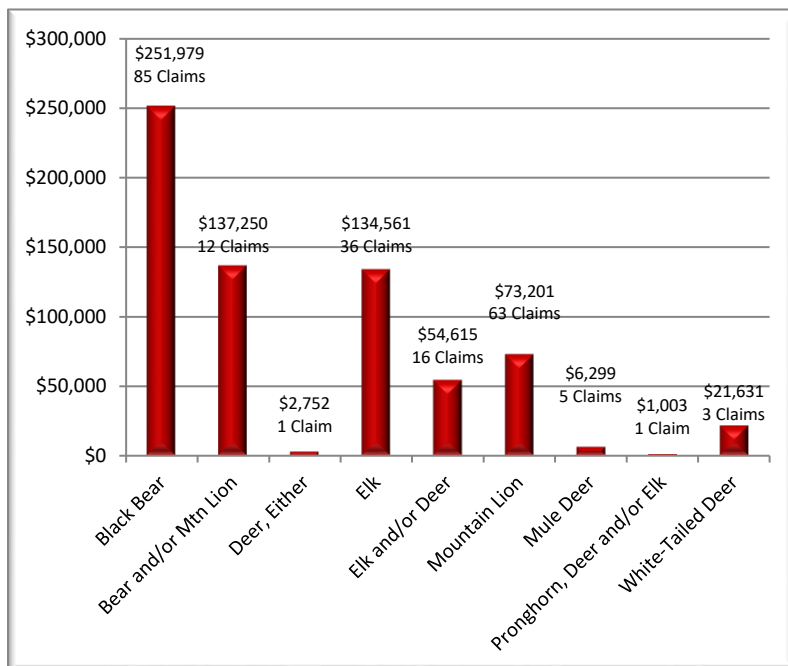
FY19 Game Damage Compensation – Geographic Summary of Species by Area



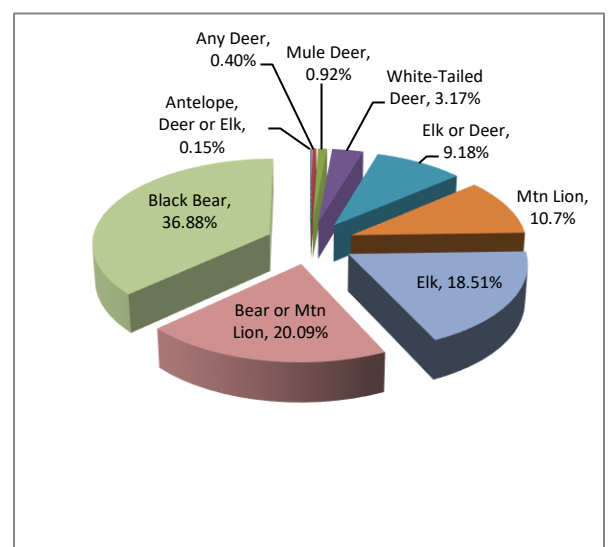
FY19 Claims by Species

● Black Bear - 85	● Elk - 36	● Mule Deer - 5
● Bear or Mtn Lion - 12	● Elk and/or Deer - 16	● Pronghorn, Deer, Elk - 1
● Deer, Either - 1	● Mtn Lion - 63	● White-Tailed Deer - 3

FY19 Game Damage Compensation – Claims by Species



Percent of Damage Cost by Species



FY19 Game Damage Compensation – Summary by Species by Target

Target	Claim Paid	Count	No. Claims	Target	Claim Paid	Count	No. Claims
Black Bear				Elk and/or Deer			
APIARIES				GROWING CROPS			
Beehives	\$13,594	64	14	Hay	\$46,282		13
FENCE				HARVESTED CROPS			
Fence	\$1,000		1	Hay	\$5,614		2
LIVESTOCK				LIVESTOCK FORAGE			
Alpacas	\$11,500	4	3	Hay Meadow	\$2,719		1
Captive Wildlife	\$22,750	7	3	Mountain Lion			
Cattle	\$42,515	36	18	LIVESTOCK			
Goats	\$5,429	32	10	Alpacas	\$11,733	11	5
Horses	\$119	1	1	Captive Wildlife	\$6,500	2	2
Llama	\$1,100	3	2	Cattle	\$9,329	12	9
Pigs	\$4,076	4	2	Goats	\$15,454	91	17
Poultry	\$795	55	4	Horse	\$4,001	5	5
Sheep	\$149,101	796	27	Llamas	\$4,300	4	4
Bear and/or Mountain Lion				Pigs	\$425	6	1
LIVESTOCK				Poultry	\$4,063	76	3
Captive Wildlife	\$6,500	2	1	Sheep	\$17,396	45	17
Sheep	\$130,750	650	11	Mule Deer			
Deer, Either				GROWING CROPS			
GROWING CROPS				Corn	\$2,332		1
Corn	\$2,752		1	Hay	\$2,950		2
Elk				Pinto Beans	\$1,017		2
GROWING CROPS				Pronghorn Antelope, Deer and/or Elk			
Corn	\$15,045		3	Growing Hay	\$1,003		1
Hay	\$80,078		17	White-Tailed Deer			
Hemp Seeds	\$2,400		1	GROWING CROPS			
Malt Barley	\$4,842		1	Corn	\$13,975		1
Oats	\$10,643		1	Watermelons	\$1,696		1
Pinto Beans	\$991		1	PERSONAL PROPERTY			
HARVESTED CROPS				Tarps	\$5,960	8	1
Hay	\$13,596		5				
LIVESTOCK FORAGE							
Hay Meadow	\$6,966		7				

FY19 Game Damage Compensation – Denials

Area	Damage Type	Claim Request	Basis for Denial
2	Donkey by Mountain Lion	\$500.00	Regulation #1740 – Preponderance of evidence for extent (value) of loss Regulation #1742 - No documentation for proof of value
7	Hay by Elk and/or Deer	\$5,800.03	Regulation #1706.A – Fees in excess of \$500/hunter (not eligible for game damage) Regulation #1710 – Duty to Mitigate Damage
10	Horse by Mountain Lion	\$8,000.00	Regulation #1740.A – No preponderance of evidence damage caused by big game wildlife (mountain lion) Regulation #1741.A – No documentation and evidence that a mountain lion was responsible for the damage
11	Goat by Mountain Lion	\$6,500.00	Regulation #1740.A - No preponderance of evidence damage caused by big game wildlife (mountain lion) Regulation #1741.A – No documentation and evidence that a mountain lion was responsible for the damage Regulation #1742 – Lack of documentation for proof of value
15	Beehives by Bear	\$2,220.00	Regulation #1740 – No proof by a preponderance of evidence that claimant suffered damage (did not own what was being claimed)
17	Goats by Mountain Lion	\$1,026.00	Regulation #1740.A - No preponderance of evidence damage caused by big game wildlife (mountain lion) Regulation #1741.A – No documentation and evidence that a mountain lion was responsible for the damage