


Colorado Outdoor Recreation

www.coloradoscorp.org



92% OF COLORADANS
RECREATE OUTDOORS

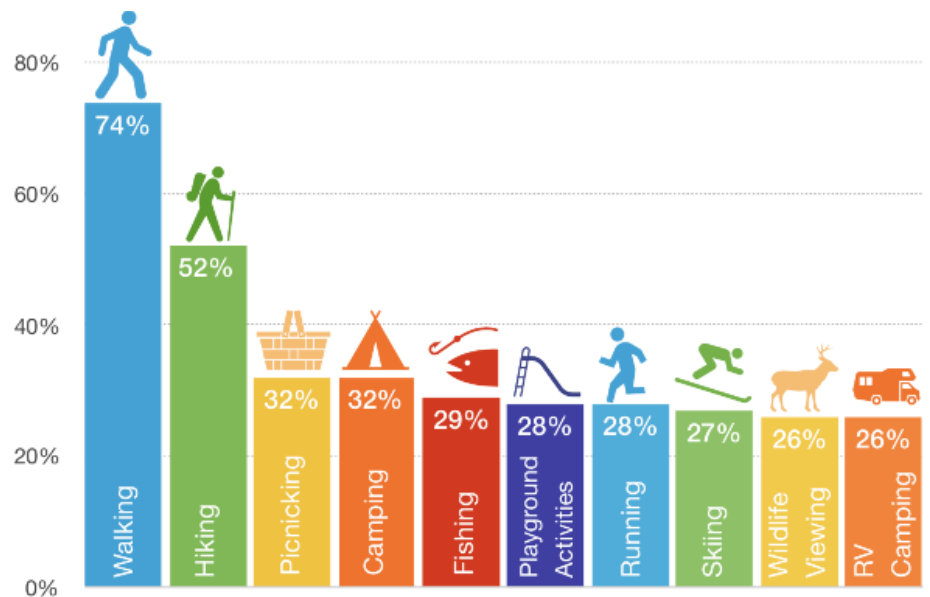
64% OF COLORADANS
USE LOCAL PARKS, OPEN SPACE, OR TRAILS
ONE OR MORE TIMES EVERY WEEK



Almost all Coloradans recreate outdoors. The most popular activities are walking and hiking followed by picnicking, camping and fishing.



Outdoor Activity Participation



Findings are based on *The 2017 Economic Contributions of Outdoor Recreation in Colorado* report by Southwick Associates. The level of participation and activity days are based on a 2018 CPW study that surveyed 7,000 Coloradans. Learn more at coloradoscorp.org. Figures differ from the Outdoor Industry Association whose reporting focuses on backcountry outdoor recreation. These findings include contributions of all outdoor recreation, including local community activities such as walking on neighborhood trails, visiting a playground, and playing in team sports.

Colorado Outdoor Recreation Economy



511,000
JOBS

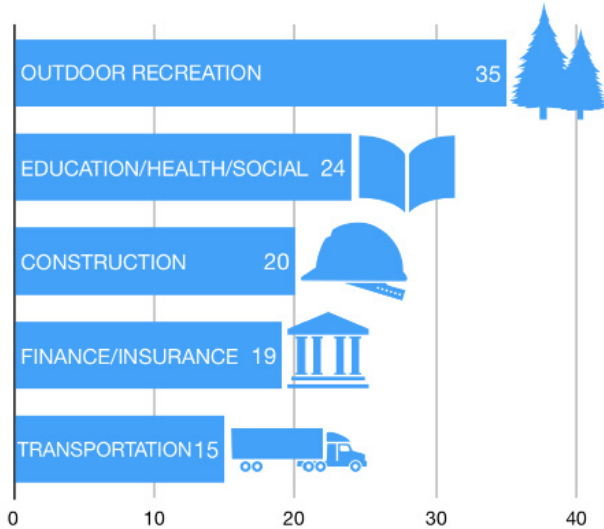
10%
GDP

\$37B
CONSUMER
SPENDING


\$21B
WAGES &
SALARIES

\$9B
STATE,
LOCAL &
FEDERAL TAX

Industry Contributions to GDP (in billions)



Jobs Supported by Region (in thousands)



**TOTAL
ECONOMIC
CONTRIBUTION \$62B**

Over the past 5 years, the economic contribution of **outdoor recreation** in Colorado **nearly doubled**. Jobs in this sector **grew by**

63%

Wages & salaries in this sector increased by

75%

