



Minimal Impact Camping

In order to minimize the impact on the natural environment, please learn, practice, and pass on a "Leave No Trace" outdoor ethic.



- Keep your pet on a leash.
- Camp only in designated sites.
- **Fires are prohibited** in all areas.
- Pack out what you pack in. This includes *all* your trash, even food wastes.
- Do not feed wildlife!
- Urinate at least 200 feet (70 steps) away from water, campsites and trails. Use rocky surfaces to avoid vegetative damage.
- Deposit solid human waste in holes dug 6-8 inches deep. Pack out all used toilet paper and feminine products.
- Wash yourself, dishes, and clothing 200 feet from any water sources.
- Do not build structures or dig trenches.
- Stay on designated trails and hike single file.
- Leave all natural things where you find them.
- Keep noise to a minimum and be considerate of others.

Help us keep our backcountry safe and beautiful!

Items to Bring

In addition to your food and general camping gear, here are a few other recommended items to carry with you.

- Water. Carry at least two quarts of water per person. Surface water is hard to find and will require purification.
- First-Aid supplies, emergency equipment, sunscreen, insect repellent, a cell phone, map and compass.
- Layers of clothing suitable for variable weather conditions.
- A 100 foot rope, carabiner and a sturdy bag to hang your food and trash or bear canister.



Why No Fires?

Even constantly attended open fires can blow out of control with this area's high winds. A wildfire would threaten nearby homes as well as park habitat.



You will receive a minimum \$100 fine for building a fire.

Reservations can be made at: cpwshop.com



Lory State Park

708 Lodgepole Dr.
Bellvue, CO 80512
(970) 493-1623
e-mail: lory.park@state.co.us

**For Emergencies Call 911 or
Lory State Park (970)493-1623**

Backcountry Camping in Lory State Park



Tel: (970) 493-1623

Make Reservation at:
cpwshop.com

Camping Preparations

It is recommended that you check in with the Visitor Center prior to planning your trip. Camping is subject to seasonal closures due to hunting or fire bans.

Check-in time is 1:00 pm, checkout time is 12:00 pm the following day.

Sites are available on a **reservation only** basis, and cost \$18.00 per night in addition to a daily or annual CO State Parks vehicle permit. Reservations can be made at: cpwshop.com



Campsites are primitive. You must pack in all water and other necessary items and pack out all items.

Fires are prohibited at all campsites in Lory State Park. Camp stoves are allowed.

Have a planned route. Let someone know where you will be and when you will return.

If visitor center is staffed, pick up camping placard to leave in vehicle for overnight parking.

Daily vehicle permits may be purchased at the self-serve station when the Visitor Center is closed. All passes expire at noon the following day.

Park gate closes at sunset and opens at 5 am. If you need to exit the park after the gate closes, please pull up slowly to the gate and it will let you out. You will not be able to re-enter the park until 5 am the next day.

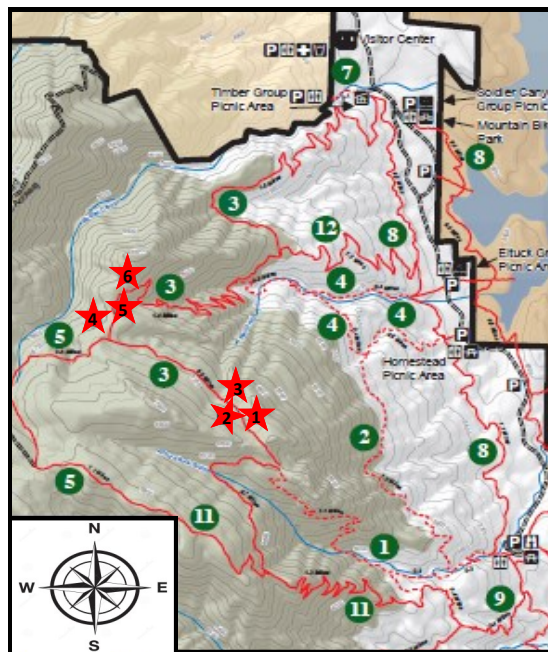
Campsites at Lory State Park

Six campsites are located along the Timber Trail. Campsites 1, 2 and 6 are more open and the other sites are more shaded. Stakes numbered one through six mark each of the campsites.

Sites are located about 2 to 2.5 miles from the Arthur's Rock trailhead, and 3 to 3.5 miles from the Timber Group Picnic Area. The Well Gulch Trail, with parking at Eltuck Picnic Area, may also be used to reach the Timber Trail and sites #4-6. The elevation gain is roughly 1,000 feet from the trailheads.

Remember, **fires are prohibited** at all campsites in Lory State Park.

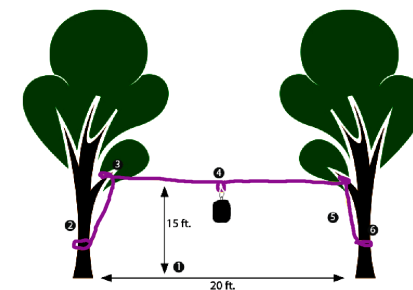
Food storage is strongly recommended. Help us keep wildlife wild by storing all items that can hold a smell such as, food, trash, and toiletries.



Camping in Bear Country

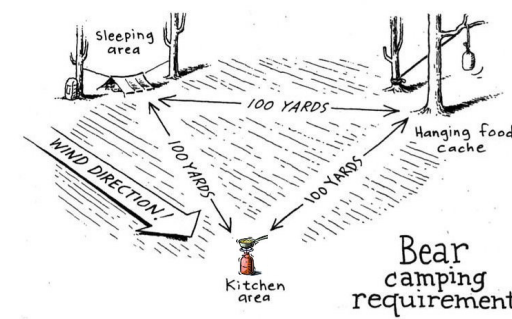
A Bear Bag or canister is strongly recommended for backcountry camping in Lory State Park.

Remember the 10-10-10 rule when hanging your food and toiletries. Your bear bag should be placed 10 feet from either tree and 10 feet above the ground.



<http://www.backpacker.com/skills/hang-a-bear-bag-in-5-minutes-in-the-dark/#hp=0img1>

- 1 Find two trees about 20 feet apart, each with a branch at least 15 feet high.
- 2 Tie one end of a 100 foot, 3 mm utility cord to a rock. Tie the other end around the tree trunk.
- 3 Throw the rock-end of the rope over the first branch; pull out most of the slack, then throw it over the second tree's branch.
- 4 Tie a loop in the cord at least 10 feet from each tree, and clip the food bag to it using a carabineer.
- 5 Pull on the free end of the cord to hoist the bag.
- 6 Tie off the cord to the second tree's trunk. Remember to cook, store food, and sleep in separate locations at least 200 feet apart.



<https://bybikebytrain.wordpress.com/2013/02/07/wild-camping-bears-ctqqrw-1/>