


COLORADO PARKS & WILDLIFE

# Sylvan Lake State Park



ENJOY YOUR STATE PARKS



© MARK VODEPICH



[cpw.state.co.us](http://cpw.state.co.us)

Sylvan Lake State Park, recognized as Colorado's most beautiful state park, provides a scenic getaway surrounded by the White River National Forest. Visitors enjoy panoramic vistas and some of Colorado's best trout fishing. Located at an elevation of 8,500 feet, Sylvan Lake is a peaceful haven for a wide array of recreationists and people who just want to get away from it all.

The developed portion of the park is centered around Sylvan Lake, along West Brush Creek. This 42-acre lake offers many amenities, including 44 campsites, 9 cabins, hiking trails, a group campground area, an RV dump station and a Camper Services building with showers and flush toilets. Three yurts are located on East Brush Creek.

The park runs along both East and West Brush Creek, providing excellent fishing, hunting, hiking and picture taking opportunities.

Sylvan Lake is located 15 miles south of Eagle on Brush Creek Road. A visitor center is located 10 miles south of Eagle on Brush Creek Road and features interpretive displays, area information and a retail shop. The center can provide the latest trail conditions and wildlife sightings.



### Cabins & Yurts

With nine cabins for rent, anyone can enjoy visiting Sylvan Lake State Park. The cabins are located near the Fisherman's Paradise Campground and across West Brush Creek Road in a scenic mountain setting. The eight camper cabins consist of beds for up to five people (six if provided cot is used) with picnic tables inside and outside. The large cabin, cabin #1, has a full kitchen, a bathroom with shower, and three bedrooms. It can accommodate up to 12 people.

Located in a quiet, wooded spot on East Brush Creek Road, our three yurts are the perfect place for those seeking solitude. They also provide easy access to the incredible recreational opportunities in the park and surrounding White River National Forest.

All cabins and yurts have propane heat and solar lights. Each cabin and yurt has an outside fire ring with a grill. Visitors to the cabins and yurts bring bedding and other gear you would bring on a camping trip.



### Camping

Sylvan Lake has 44 campsites. Elk Run Campground has 34 sites and Fisherman's Paradise Campground has 10 sites. The sites can accommodate tents, trailers and campers, and there are some pull-through sites for larger units. Each campsite has a table and grill. There are no individual hookups but water is available from hydrants throughout the campground.

In addition to a parks pass, campers must reserve a campsite prior to arrival. Reservations can be made online at [cpwshop.com](http://cpwshop.com) (Please note there is no cell or wifi service outside the Town of Eagle). Camping is allowed in designated campsites only. Forest Service Campgrounds are located at Yeoman Park and Fulford Cave.

**NO firewood cutting is allowed in the park.**



**RV and tent camping, cabin, yurt, and group camping is available by reservation only by calling 1 (800) 244-5613 or at [cpwshop.com](http://cpwshop.com).**

Reservations may be made the day of arrival or up to six months in advance. Advance reservations are recommended in busy season as sites fill up very quickly. There is no cell or wifi connectivity at the park.



### Hiking

A 1.5 mile hiking trail around the lake provides fishing access and a relaxing walk. Explore the 6 mile West Brush Creek Trail that links the visitor center to the lake. The visitor center can provide trail information for the surrounding White River National Forest and Holy Cross Wilderness.



### Wildlife

Wildlife viewing opportunities exist throughout the park. In addition to a variety of birds, visitors may see deer, elk, moose, beaver, mountain lions, skunks, raccoons, or bears. To protect wildlife do not leave food, trash or coolers accessible to wildlife.























### Day Use

Day users can enjoy picnic tables and grills along the lake shore or at the Meadows Day Use. Hiking, fishing or renting a boat to paddle the lake are all popular activities.




## LEGEND


-  Visitor Center
-  Amphitheater
-  Boat Ramp
-  Cabins
-  Camper Services
-  Dam
-  Day-Use Parking
-  Dump Station
-  Entrance Station
-  Fishing
-  Group Camping
-  Motor Boating (electric motors only)
-  Picnicking
-  Restrooms
-  Row Boating
-  RV Camping
-  Sail Boating
-  Tent Camping
-  Vault Toilet
-  Yurts

..... Trail

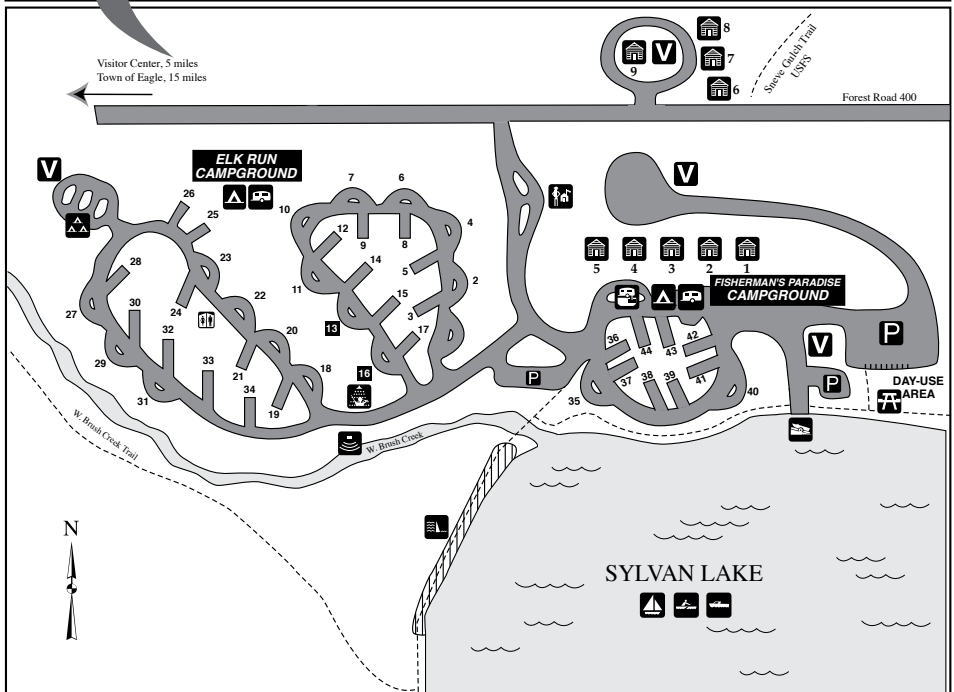
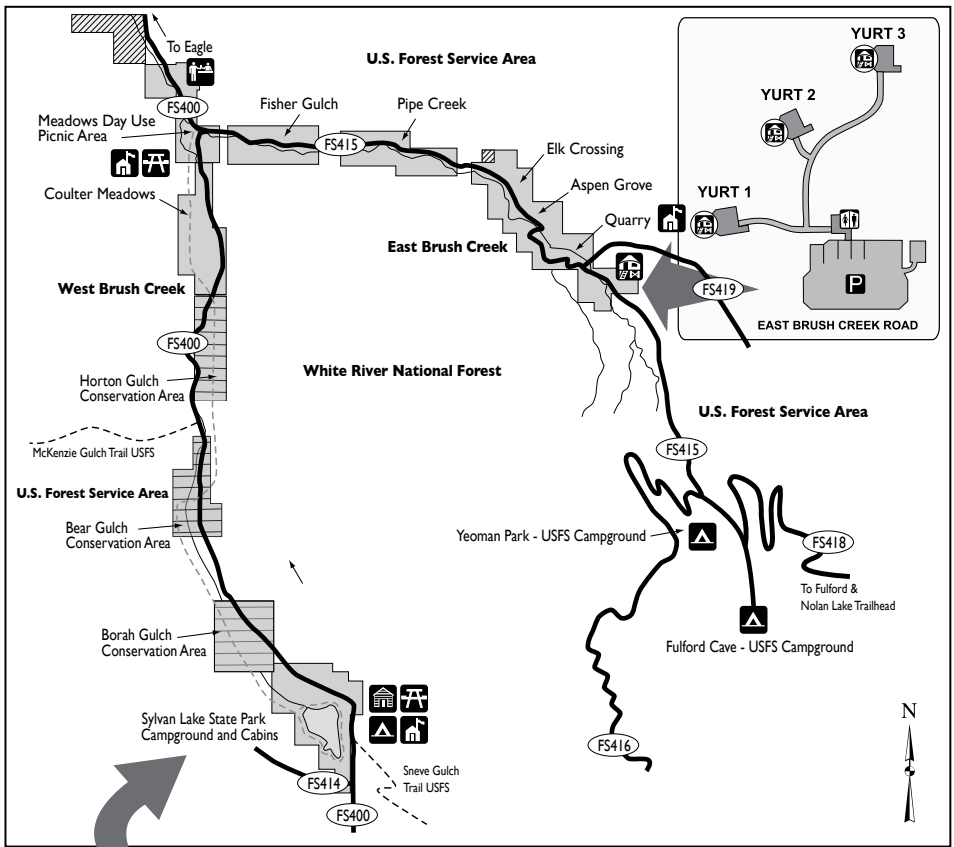
 State Park (non-fee area)

 State Park (fee area)

 Private Land

 The following campsites are accessible:

**13 16 42**





## Fishing & Hunting

Lake fishing is excellent year-round for brook, cutthroat and rainbow trout. Stream fishing along East and West Brush Creek is accessible from designated parking areas.

The area is popular for big game and hunting is permitted during legal seasons in undeveloped areas of the park. The park also provides access to the White River National Forest.



## Winter Activities

Winter enthusiasts come to Sylvan Lake for ice fishing, cross-country skiing, snowshoeing and snowmobiling. Some visitors come just to relax and enjoy the beautiful scenery. Snowshoes are loaned for free from the visitor center.



## Entrance Fees

Fees are charged year round and pay for the operation of park facilities. A valid Colorado State Parks Pass is required for all vehicles. Passes are available at the visitor center, entrance to the lake or self-service pay stations.

A daily pass is valid from the day purchased until noon the following day. An Annual Pass grants entrance to all Colorado State Parks for 12 months. Aspen Leaf annual passes are available for Colorado seniors at a discounted rate.

The vehicle pass is required in addition to camping, cabin or yurt fees.



## Boating

Non-motorized boats and electric motors are allowed on the 42-acre lake. Paddle boards, canoes and kayaks are available for rent from the entrance station during the summer months.



## Visitor Center

In addition to passes and registrations the visitor center offers displays, area information and a retail shop.

Park staff or volunteers are on duty every day, however staffing may limit office hours during the winter months. For information call: (970) 328-2021.



## REGULATIONS

For your safety and the safety of others, please know and obey park rules and regulations. The rules and regulations brochure is available at the park entrance or from park staff.

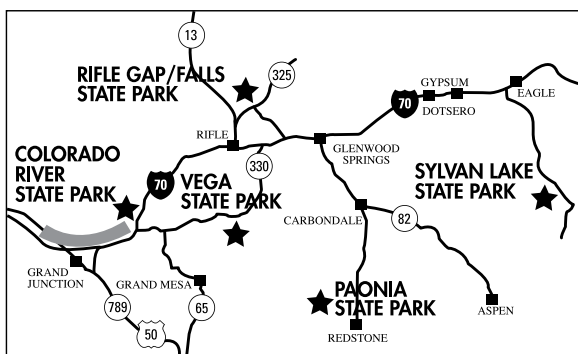
1. Respect others – keep noise down near campgrounds and wildlife areas. Observe campground quiet hours between 10 p.m. and 6 a.m.
2. Do not litter – garbage cans and dumpsters are available throughout the park.
3. Keep pets under control and on a 6-foot leash. Please clean up after your pets.
4. Build fires only in the grills provided, tend them constantly and make sure they are completely extinguished when leaving or retiring for the night. Firewood cutting is prohibited within the park.
5. Registered off-highway vehicles (OHVs) and snowmobiles may be operated on designated roads to access the National Forest.
6. Please keep vehicles on designated roadways and in parking areas.
7. Do not leave food, coolers or trash accessible to wildlife.

Common sense and common courtesy will help all of us enjoy the park.

## ► LOCATION

**To Sylvan Lake, Cabins, Campsites:** Take I-70 to Eagle (Exit 147). Turn south through the Eby Creek roundabouts, under the railroad and across the river, then west on US HWY 6 (Grand Ave) for 0.9 miles. At the roundabout take the 3rd exit onto Sylvan Lake Road for 1.7 miles. Turn south on Brush Creek Road through the roundabout, and travel 9 miles to the Visitor Center. Continue on Brush Creek Road until the road forks and becomes dirt. At the fork stay right and travel 5 miles to the lake, campground and cabins.

**To Brush Creek Yurts:** Follow above directions until fork in road. Take left fork and travel 4.5 miles. The Yurts are on the left at the top of the switchbacks. The Yurts are 9.5 miles from the lake.



## Sylvan Lake State Park

10200 Brush Creek Road

PO Box 1475, Eagle, CO 81631

(970) 328-2021 • [sylvan.lake@state.co.us](mailto:sylvan.lake@state.co.us)

[cpw.state.co.us](http://cpw.state.co.us)

@COPARKSWILDLIFE



This program receives Federal financial assistance from the U.S. Fish and Wildlife Service. Under Title VI of the 1964 Civil Rights Act, Section 504 of the Rehabilitation Act of 1973, Title II of the Americans with Disabilities Act of 1990, the Age Discrimination Act of 1975, and Title IX of the Education Amendments of 1972, the U.S. Department of the Interior prohibits discrimination on the basis of race, color, national origin, age, sex, or disability. If you believe that you have been discriminated against in any program, activity, or facility, or if you need more information, please write to: Office of Diversity, Inclusion and Civil Rights, U.S. Department of the Interior 1849 C Street, NW Washington, D.C. 20240



Funded in part by Great Outdoors Colorado through Colorado Lottery proceeds.