



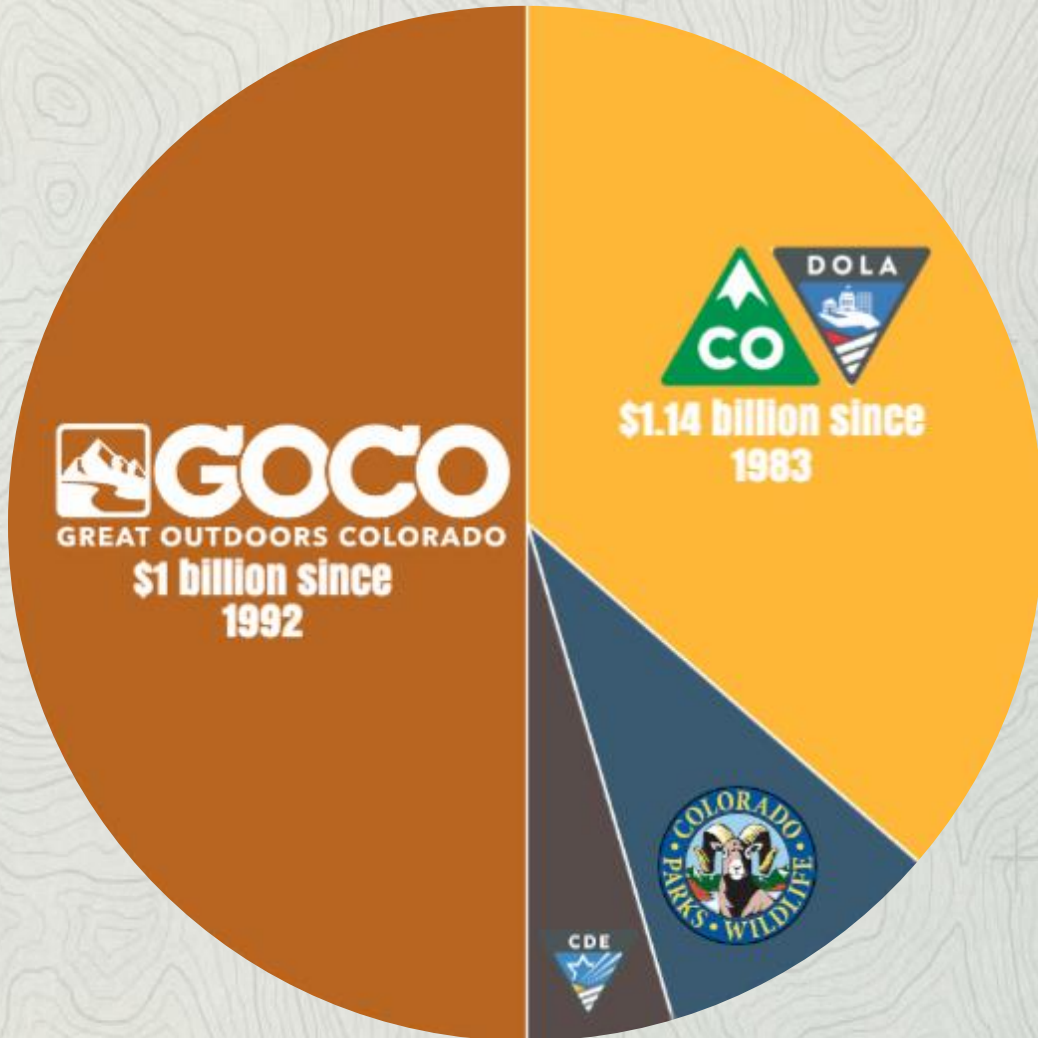
GOCCO

GREAT OUTDOORS COLORADO

To help the people of Colorado preserve, protect, enhance, and manage the state's wildlife, park, river, trails, and open space heritage.



GOCO's Constitutional Amendment



The Constitution requires GOCO to allocate funds in a manner that is substantially equal over time to achieve outcomes across four areas:

**OUTDOOR
RECREATION**

**LOCAL
GOVERNMENTS**

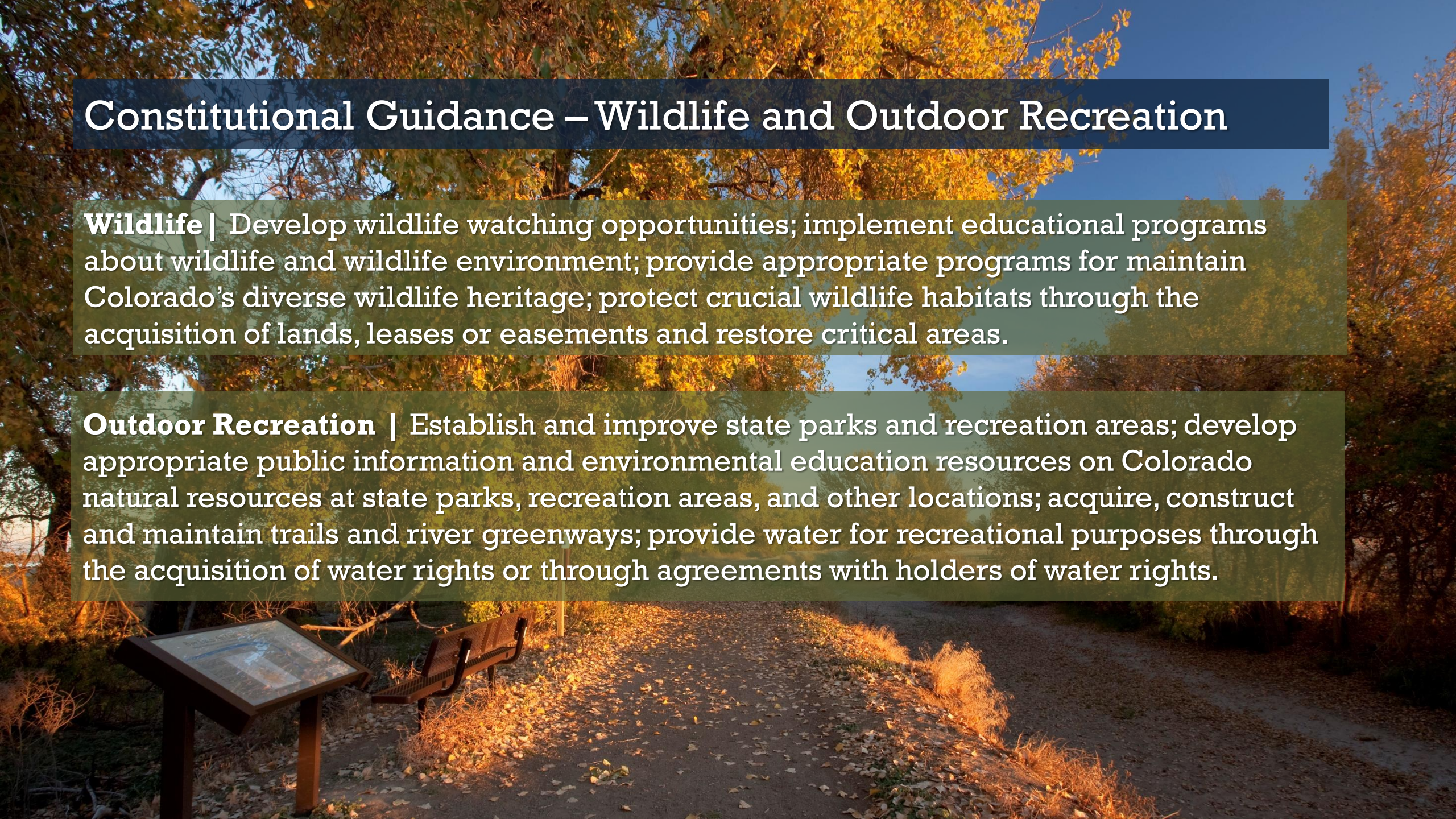
WILDLIFE

OPEN SPACE

Constitutional Guidance – Wildlife and Outdoor Recreation

Wildlife | Develop wildlife watching opportunities; implement educational programs about wildlife and wildlife environment; provide appropriate programs for maintain Colorado's diverse wildlife heritage; protect crucial wildlife habitats through the acquisition of lands, leases or easements and restore critical areas.

Outdoor Recreation | Establish and improve state parks and recreation areas; develop appropriate public information and environmental education resources on Colorado natural resources at state parks, recreation areas, and other locations; acquire, construct and maintain trails and river greenways; provide water for recreational purposes through the acquisition of water rights or through agreements with holders of water rights.





Constitutional Guidance – Local Government and Open Space

Local Government | Grants to match local investments to acquire, develop and manage open space, parks and environmental education facilities, and which will encourage cooperative investments by other public or private entities for these purposes.

Open Space | Identify, acquire and manage unique open space and natural areas of statewide significance through grants to the Colorado Division of Parks and Outdoor Recreation and Wildlife, or municipalities, counties, or other political subdivisions of the state, or non-profit land conservation organizations, and which will encourage cooperative investments by other public or private entities for these purposes.

GOCO Spending Plan Overview

Strategic plan drives spending plan

Constitutional and Policy Considerations

Constitutional cap

Months ahead of lottery

Substantially Equal

2021-2025 Spending Plan

Designed for more dynamic grant making

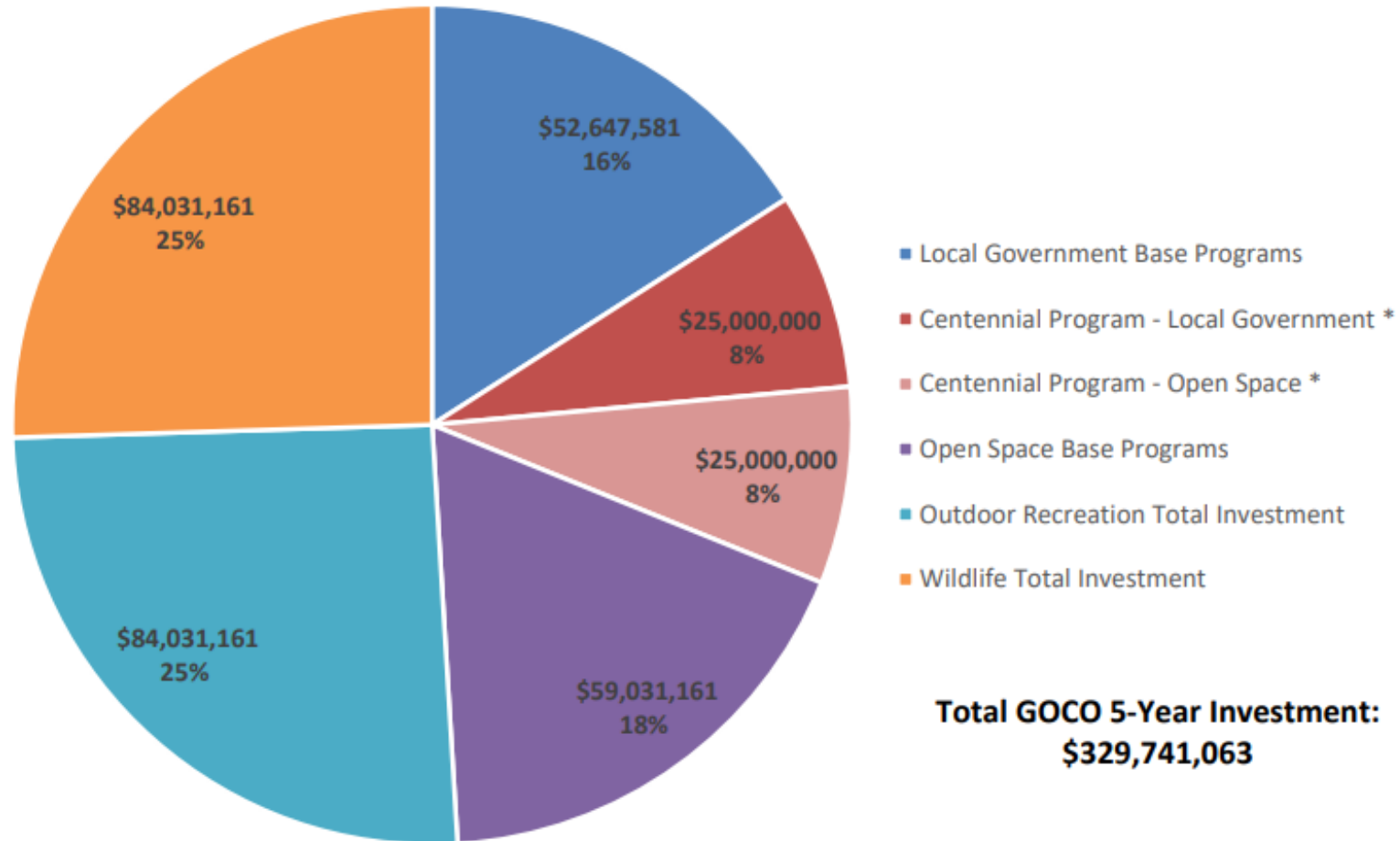
Strategic Initiative Dollars “backloaded”

Build a multi-year plan to best support CPW



GOCO 5-Year Spending Plan 2021-2025

The following chart shows a high level picture of the total amount of grants that are forecasted to be awarded over the five fiscal years 2021 through 2025 in GOCO's main program categories.



* Centennial Program funding totals \$50 million from Local Government and Open Space with amounts to be determined from Colorado Parks and Wildlife.

Colorado Parks and Wildlife
Fiscal Year 2020-21
Great Outdoors Colorado Investment Plan
Table 2: Comparative Summary of Program Costs
FY 2019-20 to FY 2020-21

Outdoor Recreation Grant Name	FY 19-20 Request			FY 20-21 Request		
	GOCO	CPW	Total	GOCO	CPW	Total
Establish and Improve State Parks						
Land Acquisition and Leases	700,000	86,066	786,066	700,000	289,547	989,547
Park Improvements	8,352,917	7,603,322	15,956,239	6,991,024	9,580,196	16,571,220
Capital Development Program	1,020,000	682,930	1,702,930	1,020,000	567,076	1,587,076
Recreation Management on State Parks	2,200,000	5,195,548	7,395,548	2,750,000	6,432,844	9,182,844
Natural Resource Management Program	1,092,500	740,341	1,832,841	1,092,500	986,565	2,079,065
Fuels Mitigation Management Program	300,000	-	300,000	300,000	-	300,000
Invasive and Noxious Weed Management Program	400,000	36,330	436,330	400,000	439	400,439
Director's Innovation Fund	75,000	-	75,000	75,000	-	75,000
Subtotal:	14,140,417	14,344,537	28,484,954	13,328,524	17,856,667	31,185,191
Public Information and Environmental Education						
Public Information Program	296,000	334,567	630,567	296,000	322,251	618,251
Volunteer Program	306,000	9,518	315,518	306,000	-	306,000
Environmental Education and Youth Programs	1,373,500	56,316	1,429,816	1,373,500	39,325	1,412,825
Subtotal:	1,975,500	400,401	2,375,901	1,975,500	361,576	2,337,076
Trails and River Greenways						
State Trails Program	370,935	247,290	618,225	370,935	153,093	524,028
Trails Grant Program	1,000,000	2,500,000	3,500,000	1,000,000	2,000,000	3,000,000
Trails in State Parks	500,000	500,000	1,000,000	500,000	2,800,000	3,300,000
Subtotal:	1,870,935	3,247,290	5,118,225	1,870,935	4,953,093	6,824,028
Water for Recreational Purposes						
Water Program	150,000	17,931	167,931	150,000	-	150,000
Water Acquisitions and Leases	300,000	-	300,000	300,000	60,000	360,000
Subtotal:	450,000	17,931	467,931	450,000	60,000	510,000
Grand Total:	18,436,852	18,010,159	36,447,011	17,624,959	23,231,336	40,856,295

Budget figures in the "CPW" column represent the maximum CPW contribution, and are shown for informational purposes only.

*Colorado Parks and Wildlife
Fiscal Year 2020-21
Great Outdoors Colorado Investment Plan
Table 2: Comparative Summary of Program Costs
FY 2019-20 to FY 2020-21*

Wildlife Grant Name	FY 19-20 Request			FY 20-21 Request		
	GOCO	CPW	Total	GOCO	CPW	Total
Habitat Management						
Acquire High Priority Habitat	1,543,000	11,162,916	12,705,916	4,541,589	8,474,974	13,016,563
Enhance Habitat on Lands and Waters	1,000,000	835,945	1,835,945	1,000,000	1,371,575	2,371,575
Wetlands Conservation	1,500,000	489,525	1,989,525	1,100,000	1,177,643	2,277,643
GIS Habitat Information	475,000	533,093	1,008,093	475,000	481,002	956,002
Protection and Restoration of Wildlife Habitat	2,670,000	-	2,670,000	3,600,000	6,969,600	10,569,600
Wildlife Small Capital	2,000,000	3,000,000	5,000,000	2,000,000	3,000,000	5,000,000
Fort Collins Service Center	2,500,000	-	2,500,000	-	-	-
Fuels Mitigation	1,000,000	-	1,000,000	-	-	-
Habitat Improvement	-	-	-	-	-	-
Aquatic Habitat Improvement	2,000,000	-	2,000,000	-	-	-
Wildlife Crossings	-	-	-	-	-	-
Director's Innovation Fund	75,000	-	75,000	75,000	-	75,000
Subtotal:	14,763,000	16,021,479	30,784,479	12,791,589	21,474,794	34,266,383
Wildlife Heritage						
Threatened and Endangered Species Recovery	610,000	348,147	958,147	610,000	243,098	853,098
Native Species Protection	4,480,000	611,276	5,091,276	4,480,000	573,758	5,053,758
Propagation of Aquatic Species at Risk	575,000	754,006	1,329,006	575,000	919,470	1,494,470
Subtotal:	5,665,000	1,713,429	7,378,429	5,665,000	1,736,326	7,401,326
Wildlife Education and Environment						
Education and Volunteer Programs	400,183	57,656	457,839	400,183	53,678	453,861
Youth Programs	1,021,317	385,136	1,406,453	1,021,317	422,985	1,444,302
Angler Education	161,000	196,907	357,907	161,000	191,746	352,746
Subtotal:	1,582,500	639,699	2,222,199	1,582,500	668,409	2,250,909
Wildlife Viewing						
Wildlife Viewing	150,000	2,589	152,589	150,000	-	150,000
Subtotal:	150,000	2,589	152,589	150,000	-	150,000
Grand Total:	22,160,500	18,377,196	40,537,696	20,189,089	23,879,529	44,068,618

Budget figures in the "CPW" column represent the maximum CPW contribution, and are shown for informational purposes only.

Questions & Discussion

