

# Preference Points

Presented by: Garrett Watson Northwest Deputy Regional Manager



Created by Braxton Purcell



LIVE LIFE  
OUTSIDE

# What are Preference Points (PP)?

---

Preference points help hunters increase their chances of drawing a limited license in the primary draw.

You can gain PPs for each big game species which include deer, elk, pronghorn, bear as well as turkey.

For moose, bighorn sheep and goat there are PP and weighted PP. You need a min. of 3 PPs to start gaining weighted preference points. After 3 PPs, each PP is a weighted PP which help increase odds of drawing .

Preference points add up for each species until an applicant draws a first-choice license.




LIVE LIFE  
OUTSIDE


# How does one gain Preference Points?

---

A hunter applies in the primary draw for a big game species.



Hunter enters a hunt code they want for each species or uses the preference point hunt code.



If first choice is unsuccessful one PP is awarded for each species.



LIVE LIFE  
OUTSIDE

# During the Primary Draw

---

Colorado utilizes a true preference point system, this means that the applicants with the most preference points who apply for an given hunt code will draw the license first.

Preference points are only used during the primary draw, they are not used in the secondary draw, leftover or over-the-counter licenses.

Hunters who apply as a group will be applying with the lowest PP applicant.

- For example, I have 12 PPs but my hunting partners only have 2 PPs, this means we are applying with 2 PPs.



LIVE LIFE  
OUTSIDE

# What is preference point creep?

This is where the number of preference points it takes to draw a license keeps increasing based on supply and demand

Elk example- In 2022 for hunt code EE201E1R there was a total of 2,278 applications but a total quota amount of 28.

Deer example- In 2022 for hunt code DM044O4R there was a total of 539 applications but a total quota amount of 20.

This can cause the number of points to draw some licenses to increase by one or more points each year.

Lets look at EE201E1R for nonresidents;

- 2022- 31 PP's
- 2021- 30 PP's
- 2020- 29 PP's

Lets look at DM044O4R for Residents:

- 2022- 20 PP's
- 2021- 19 PP's
- 2020- 18 PP's



LIVE LIFE  
OUTSIDE

# What impacts preference points?

A huge variable that drives the application interest is the GMU (Game Management Unit)

- For example, a bull elk tag in GMU 201 will be higher points than a bull tag in GMU 30. Think of quality vs opportunity.

Season dates regarding each species

- For example, 4<sup>th</sup> season buck deer tags, which have season dates closer to the rut will result in higher PPs needed to draw than a 2<sup>nd</sup> season license.

Supply and Demand

- The number of applicants who applied compared to the number of tags given out.

Gaining PP's without buying a big game license during the primary draw

- Last year in 2021, there was a total of 246,591 applications for elk, while 83,310 of those applicants only applied for a PP hunt code. This means 33.8% of our elk hunters wanted ONLY a PP first choice.

Herd Harvest Objective/ Herd Management

- If we decrease the number of tags for a GMU, the higher the PP's it can take for that GMU.



LIVE LIFE  
OUTSIDE

Total Quota Amount		
2		
Remaining Balance		
0		
# Drawn	Hunt Code	List
2	EE00101A	A

	Regulation Level	# Drawn
LPP Unrestricted (up to)	10%	0
LPP Restricted (up to)	10%	0
Youth Preference (up to)	N/A	N/A
NonResident Cap (up to)	20%	0
Hybrid Draw (up to)	N/A	N/A
	General Apps	LPP Apps
Total Choice 1	148	1
Total Choice 2	58	0
Total Choice 3	47	0
Total Choice 4	35	0

Pre-Draw Quotas	Quota		Adult		Youth	Landowner (LPP)	
	Original	General Draw	Res	NonRes	Preference	Unrestricted	Restricted
	2	2	Determined by Draw	Determined by Draw	N/A	0	0

Post-Draw Successful	# Drawn	Balance	Res	NonRes	Res	NonRes	Unrestricted	Restricted
	2	0	2	0	0	0	0	0
			100%	0%	0%	0%	0%	0%

Drawn Out At	Res	NonRes	Res	NonRes	Unrestricted	Restricted
	16 Pref Points	None Drawn	None Drawn	None Drawn	None Drawn	No Apps
	# Drawn at Final Level	1 of 1	N/A	N/A	N/A	N/A
% Drawn at Final Level	100%	N/A	N/A	N/A	N/A	N/A

Pre-Draw Applicants							
Choice	Preference Points	Adult		Youth		Landowner (LPP)	
		Res	NonRes	Res	NonRes	Unrestricted	Restricted
1	19	1	-	-	-	-	-
	18	-	-	-	-	-	-
	17	-	-	-	-	-	-
	16	1	-	-	-	-	-
	15	1	-	-	-	-	-
	14	3	-	-	-	-	-
	13	2	-	-	-	-	-
	12	2	-	-	-	-	-
	11	1	-	-	-	-	-
	10	-	-	-	-	-	-
	9	1	-	-	-	-	-
	8	-	-	-	-	-	-
	7	1	1	-	-	1	-
	6	2	1	-	-	-	-
	5	3	-	1	-	-	-
	4	5	1	-	-	-	-
	3	8	2	-	-	-	-
	2	6	7	1	-	-	-
	1	12	22	-	-	-	-
0	18	43	1	1	-	-	
Total Choice 1		67	77	3	1	1	0
Total Choice 2		26	29	1	0	0	0
Total Choice 3		14	32	1	0	0	0
Total Choice 4		6	29	0	0	0	0
Grand Total		113	167	5	1	1	0

Post-Draw Successful							
Choice	Preference Points	Adult		Youth		Landowner (LPP)	
		Res	NonRes	Res	NonRes	Unrestricted	Restricted
1	19	1	-	-	-	-	-
	18	-	-	-	-	-	-
	17	-	-	-	-	-	-
	16	1	-	-	-	-	-
	15	-	-	-	-	-	-
	14	-	-	-	-	-	-
	13	-	-	-	-	-	-
	12	-	-	-	-	-	-
	11	-	-	-	-	-	-
	10	-	-	-	-	-	-
	9	-	-	-	-	-	-
	8	-	-	-	-	-	-
	7	-	-	-	-	-	-
	6	-	-	-	-	-	-
	5	-	-	-	-	-	-
	4	-	-	-	-	-	-
	3	-	-	-	-	-	-
	2	-	-	-	-	-	-
	1	-	-	-	-	-	-
0	-	-	-	-	-	-	
Total Choice 1		2	0	0	0	0	0
Total Choice 2		0	0	0	0	0	0
Total Choice 3		0	0	0	0	0	0
Total Choice 4		0	0	0	0	0	0
Grand Total		2	0	0	0	0	0



LIVE LIFE OUTSIDE

# Examples of Preference Point Creep at the GMU level for Resident and Nonresident Elk Hunters

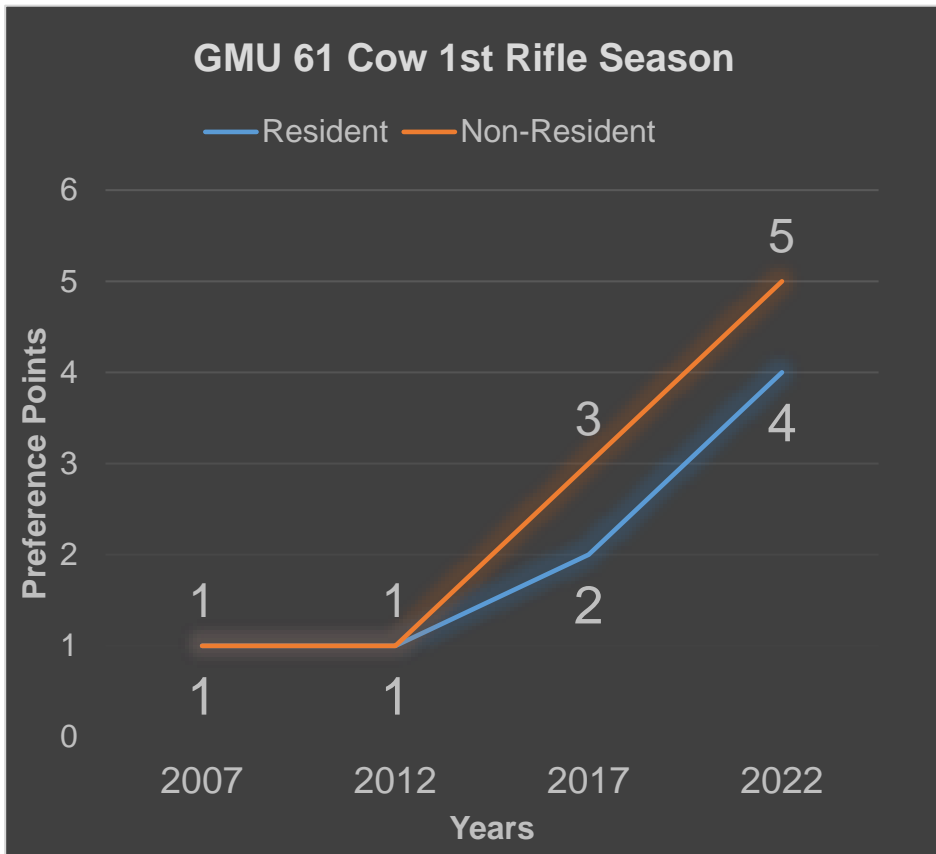


LIVE LIFE  
OUTSIDE

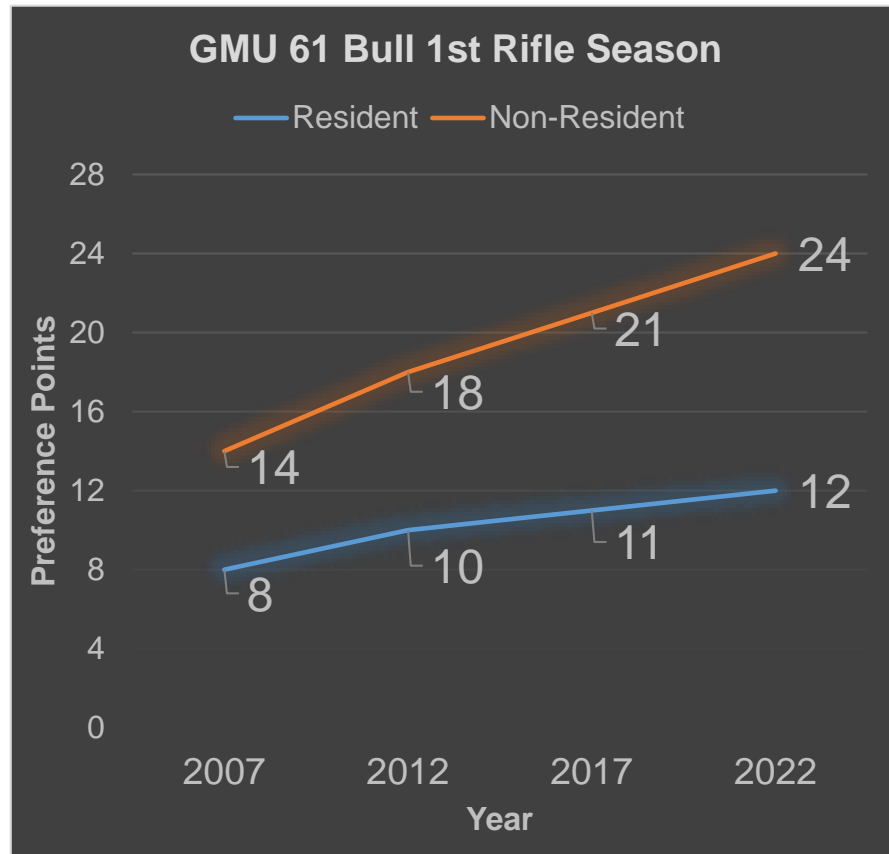


# E-F-061-01-R

# E-M-061-01-R



2007- (R- 246, NR- 70)  
 2012- (R- 211, NR- 68)  
 2017- (R- 139, NR- 45)  
 2022- (R- 139, NR- 35)



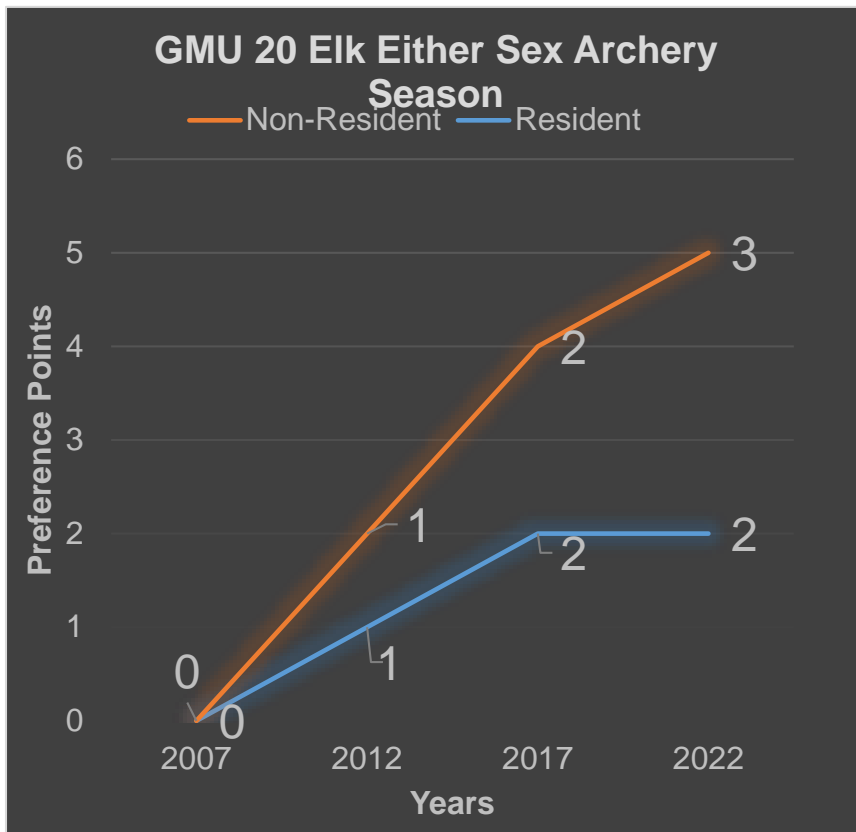
2007- (R- 1,142, NR- 546)  
 2012- (R- 1099, NR- 345)  
 2017- (R- 644, NR- 178)  
 2022- (R- 676, NR- 220)



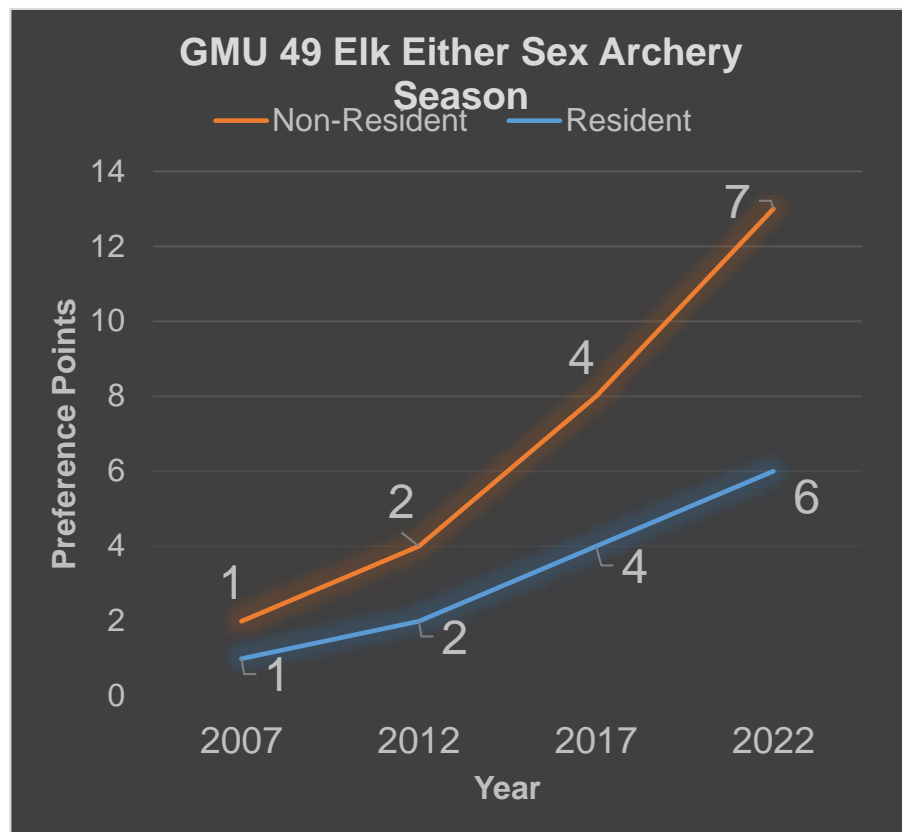
LIVE LIFE  
OUTSIDE

# E-E-020-01-A

# E-E-049-01-A



2007- (R- 214, NR- 45)  
 2012- (R- 198, NR- 37)  
 2017- (R- 222, NR- 46)  
 2022- (R- 199, NR- 70)



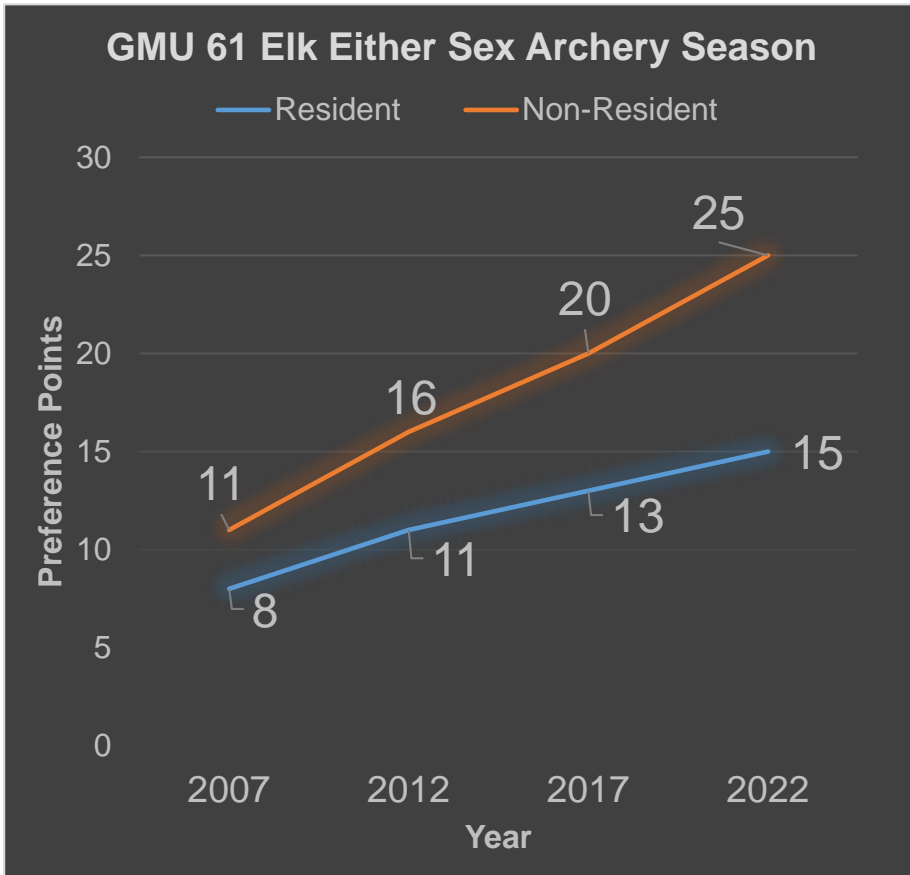
2007- (R- 395, NR- 68)  
 2012- (R- 511, NR- 88)  
 2017- (R- 632, NR- 129)  
 2022- (R- 556, NR- 214)



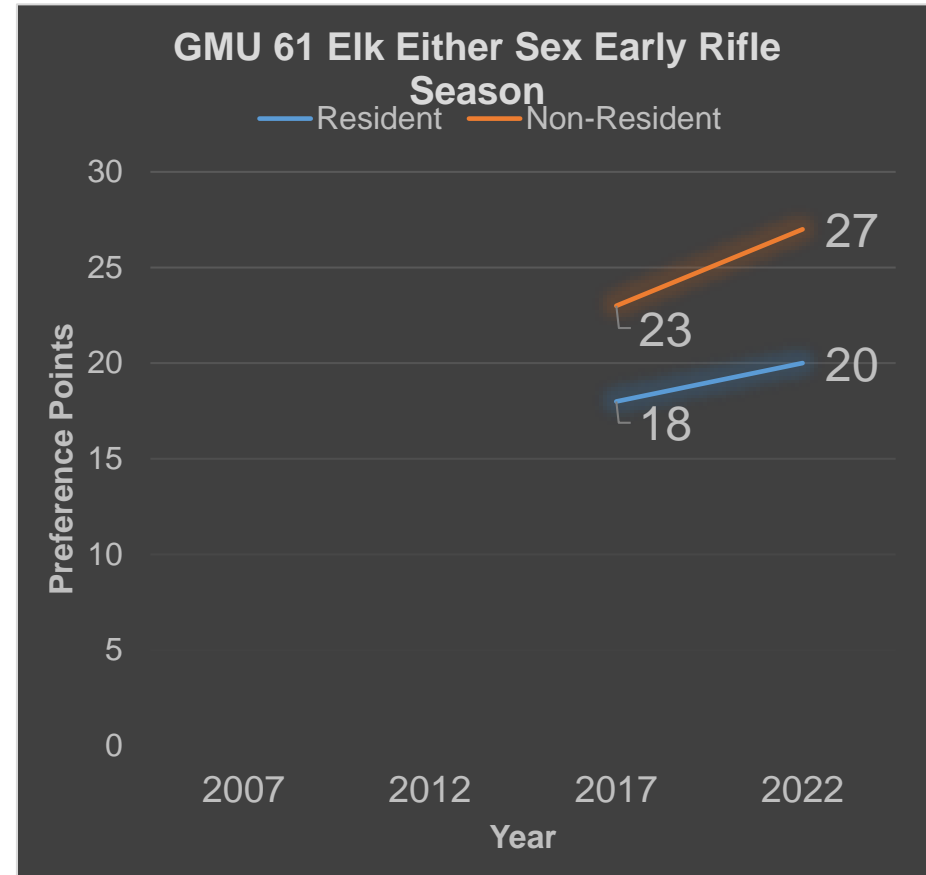
LIVE LIFE  
OUTSIDE

# E-E-061-O1-A

# E-E-061-E1-R



2007- (R- 639, NR- 278)  
2012- (R- 764, NR- 239)  
2017- (R- 740, NR- 273)  
2022- (R- 657, NR- 267)



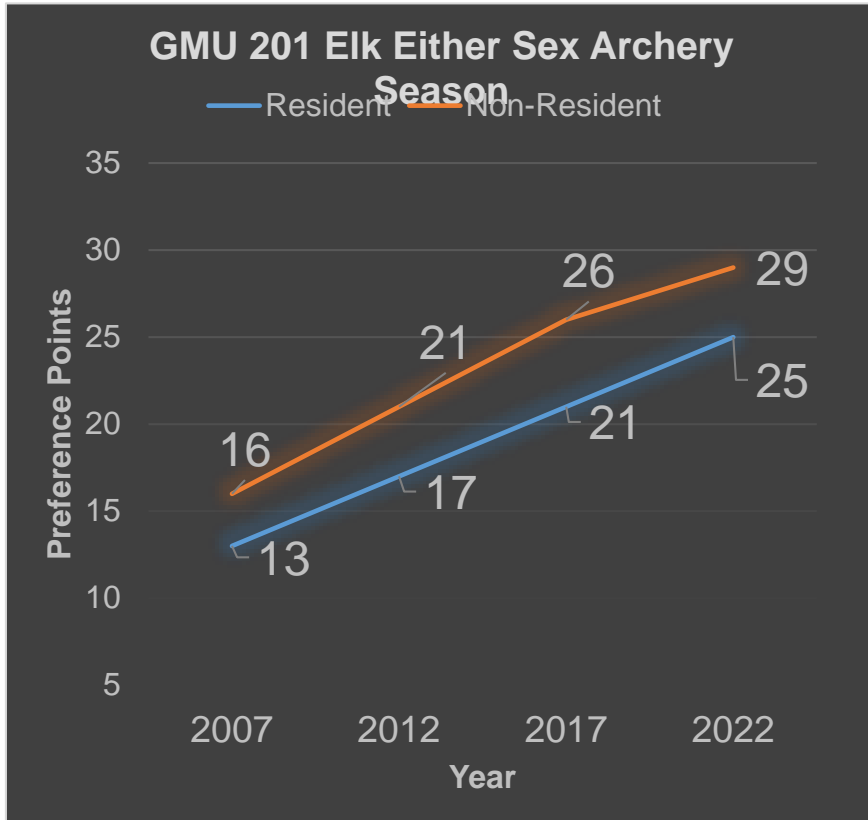
2007- No License Allocated  
2012- No License Allocated  
2017- (R- 676, NR- 226)  
2022- (R- 519, NR- 207)



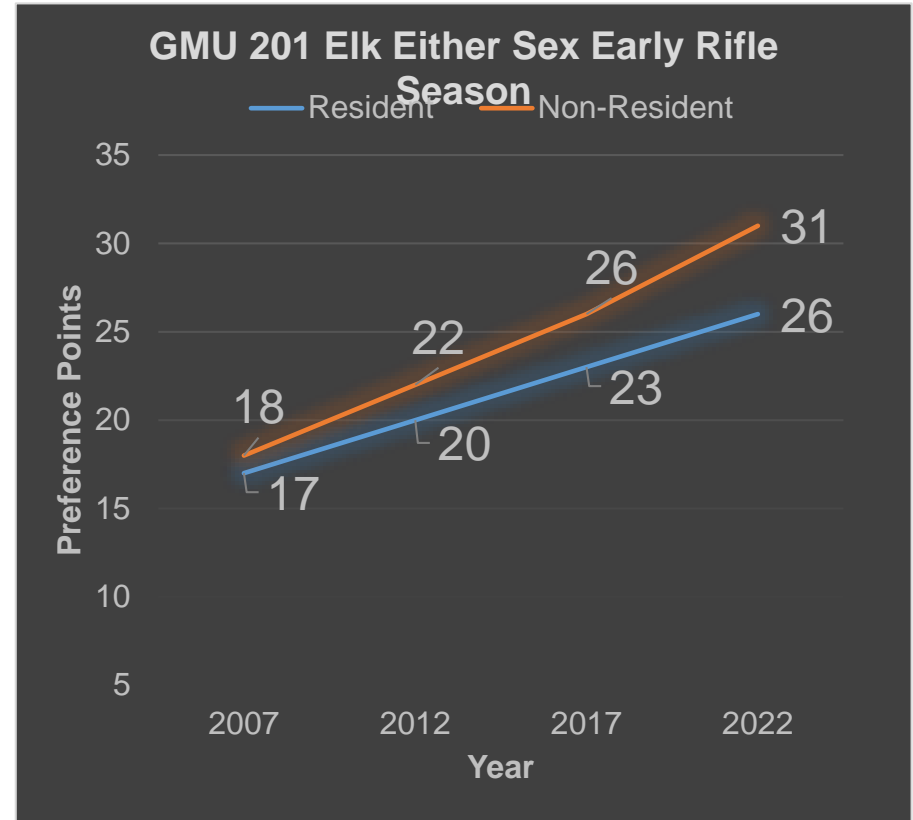
LIVE LIFE  
OUTSIDE

# E-E-201-01-A

# E-E-201-E1-R



2007- (R- 137, NR- 87)  
2012- (R- 238, NR- 122)  
2017- (R- 309, NR- 146)  
2022- (R- 338, NR- 280)



2007- (R- 720, NR- 520)  
2012- (R- 949, NR- 571)  
2017- (R- 1078, NR- 547)  
2022- (R- 1206, NR- 719)



LIVE LIFE  
OUTSIDE

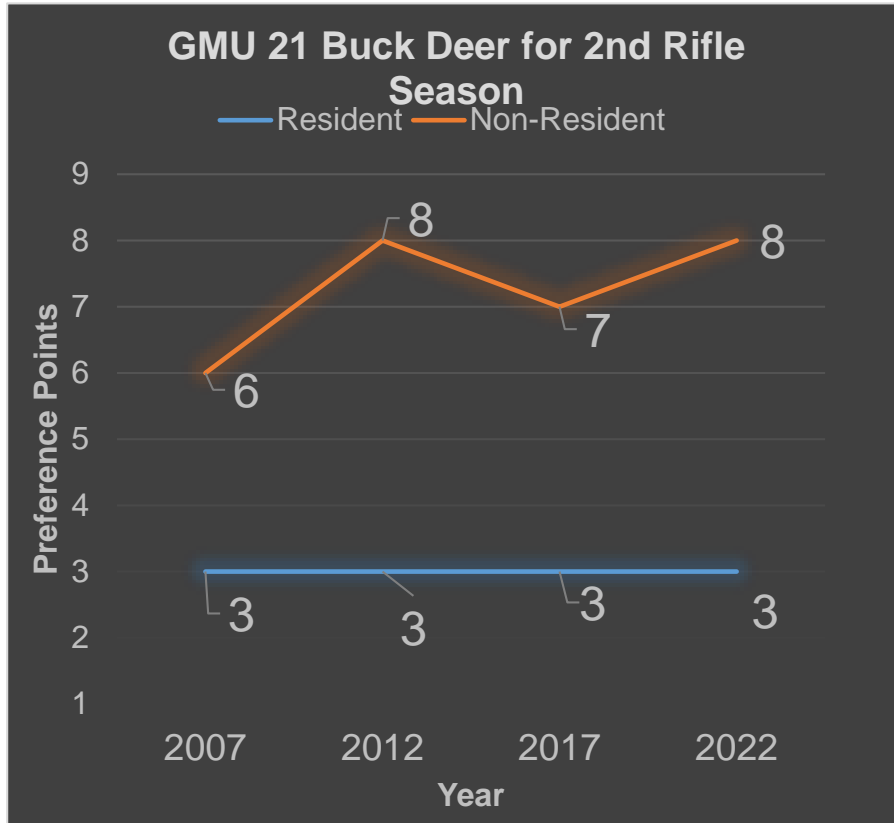
# Examples of Preference Point Creep at the GMU level for Resident and Nonresident Deer Hunters



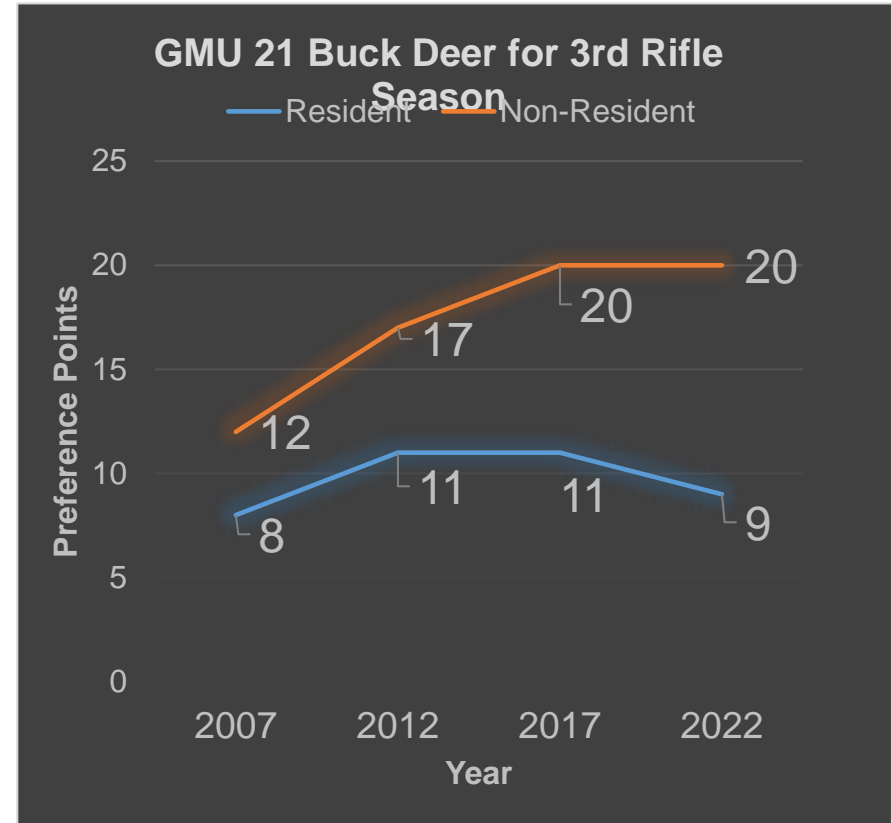
LIVE LIFE  
OUTSIDE

# D-M-021-02-R

# D-M-021-03-R



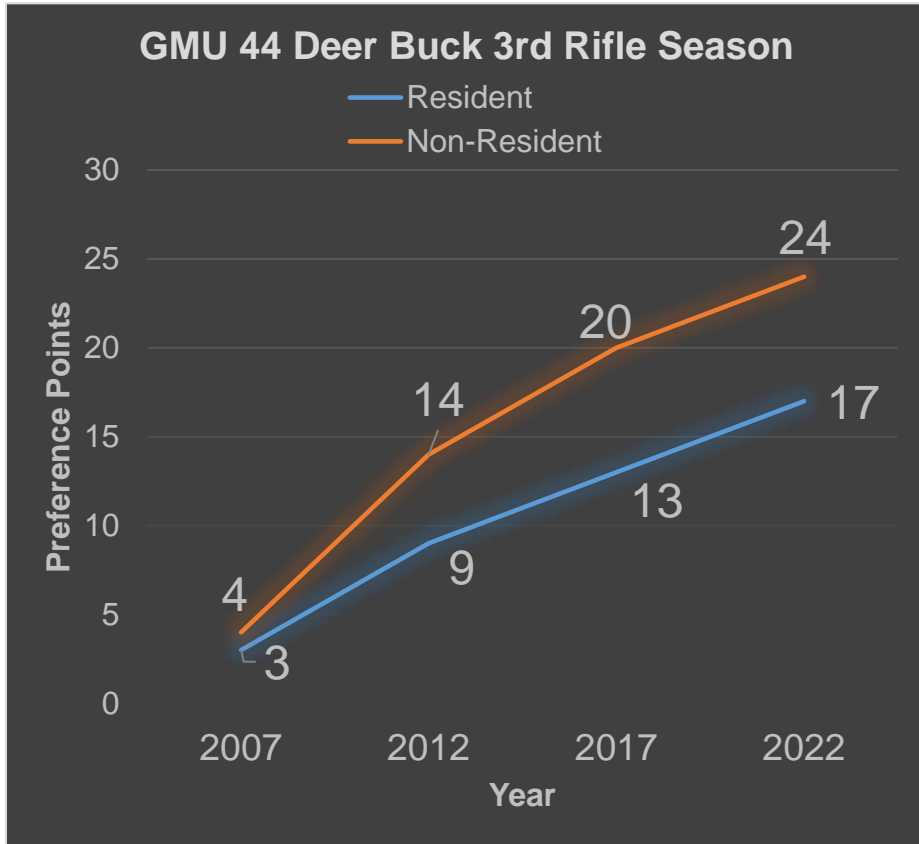
2007 (R- 601, NR- 758)  
2012- (R- 538, NR- 366)  
2017- (R- 481, NR- 209)  
2022- (R- 545, NR- 341)



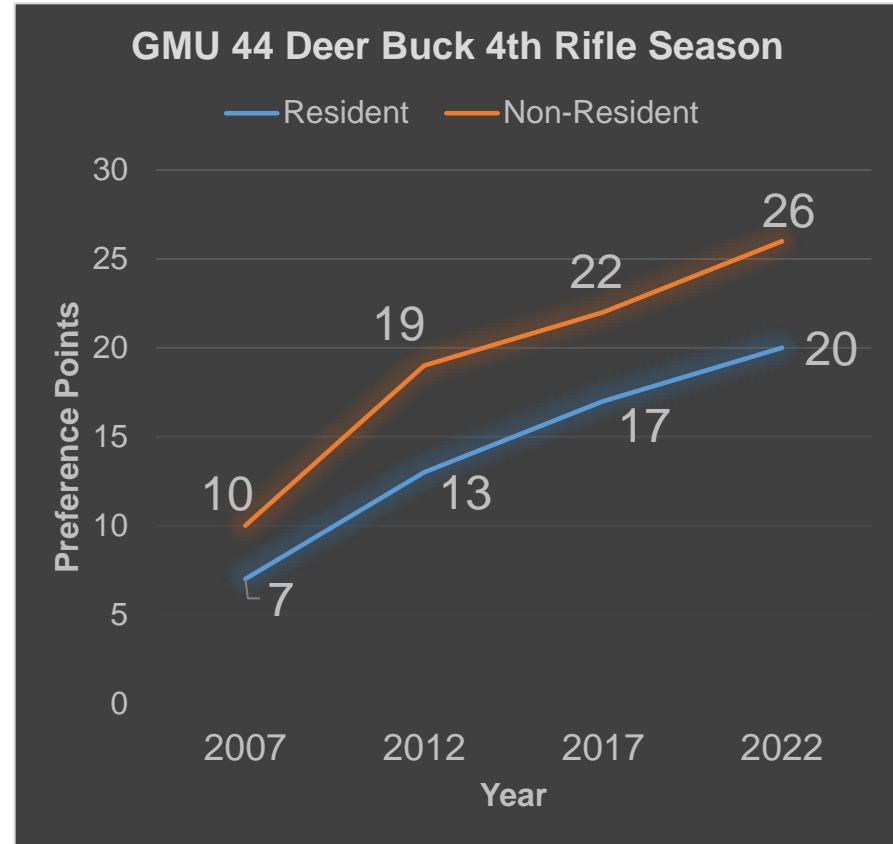
2007- (R- 450, NR- 564)  
2012- (R- 453, NR- 487)  
2017- (R- 298, NR- 268)  
2022- (R- 267, NR- 188)



LIVE LIFE  
OUTSIDE



2007- (R- 247, NR- 195)  
2012- (R- 179, NR- 91)  
2017- (R- 173, NR- 109)  
2022- (R- 122, NR- 216)



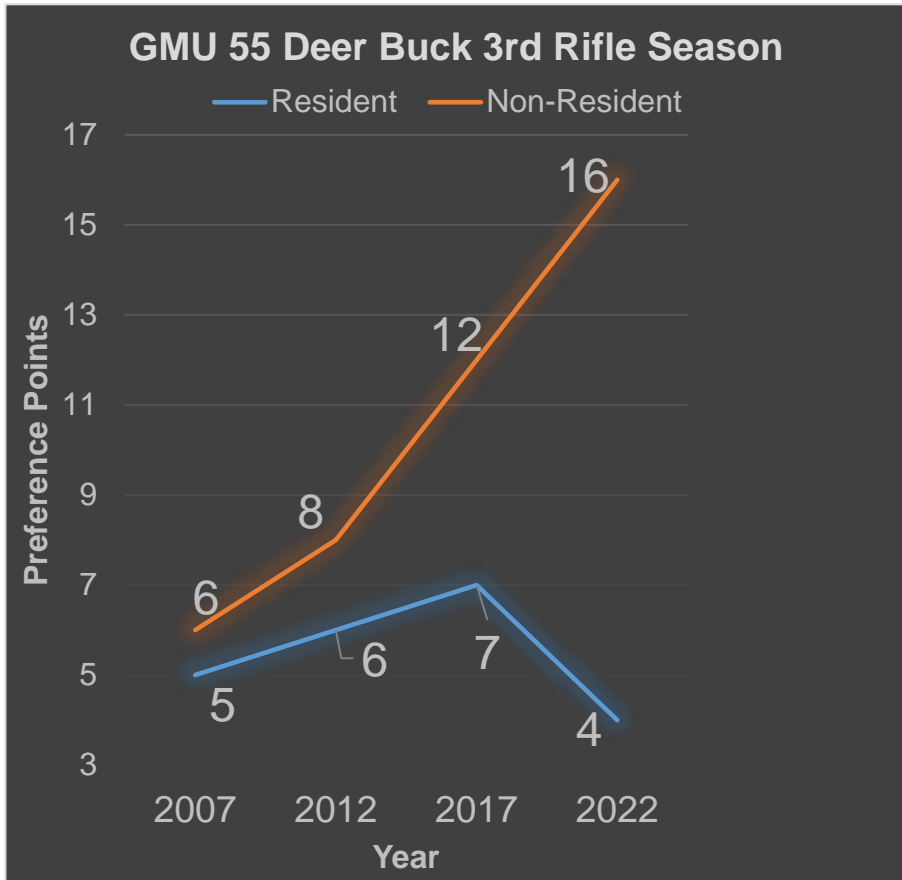
2007- (R- 219, NR- 111)  
2012- (R- 196, NR- 216)  
2017- (R- 241, NR- 279)  
2022- (R- 184, NR- 190)



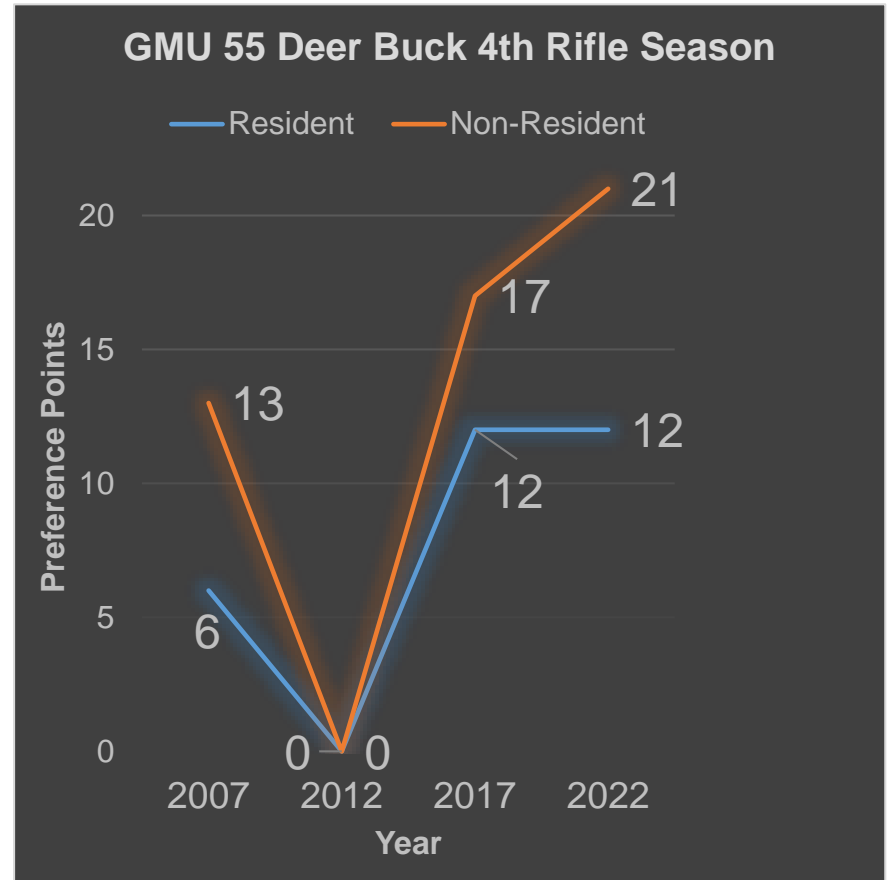
LIVE LIFE OUTSIDE

# D-M-055-03-R

# D-M-055-04-R



2007- (R- 401, NR- 464)  
2012- (R- 317, NR- 122)  
2017- (R- 202, NR- 89)  
2022- (R- 228, NR- 150)



2007- (R- 208, NR- 128)  
2012- No License Allocated  
2017- (R- 113, NR- 63)  
2022- (R- 85, NR- 85)

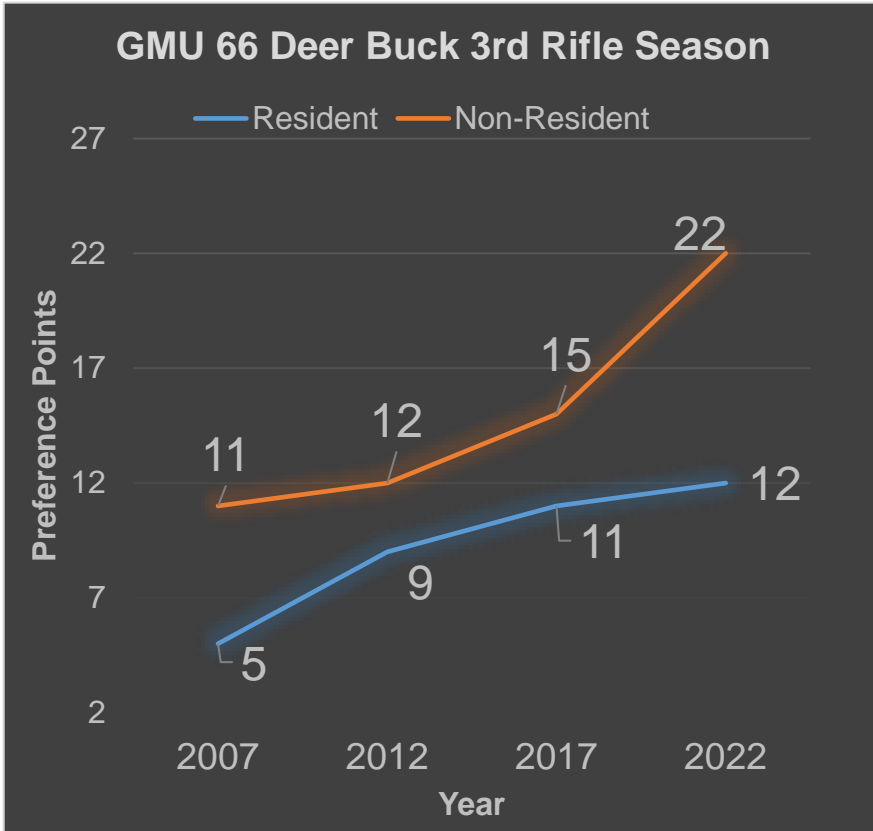


LIVE LIFE  
OUTSIDE

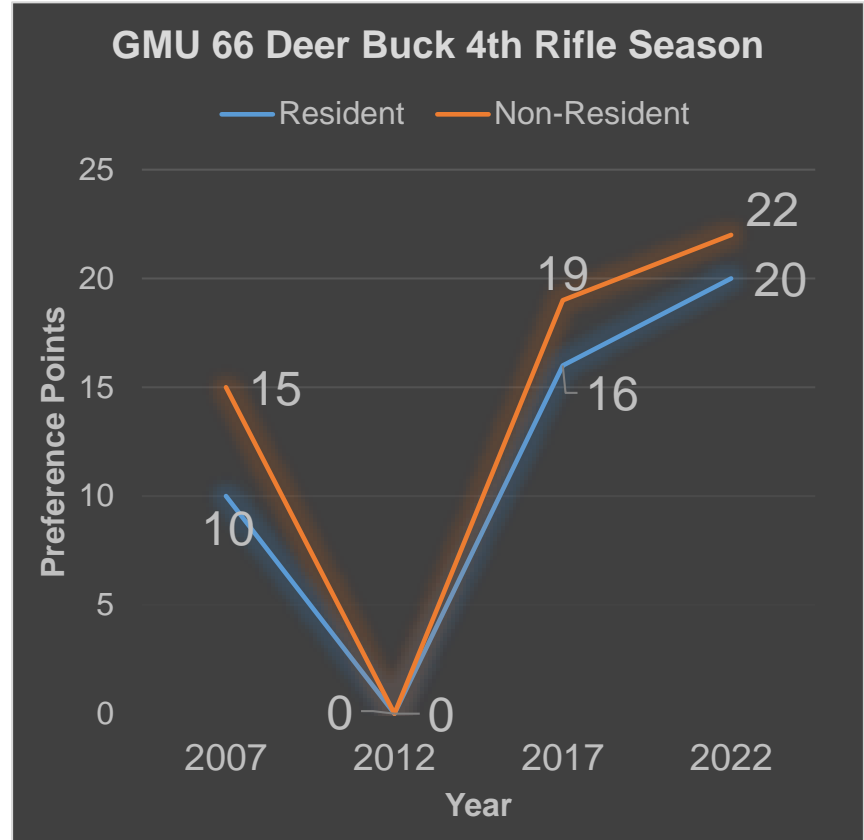


# D-M-066-03-R

# D-M-066-04-R



2007- (R- 262, NR- 228)  
2012- (R- 304, NR- 136)  
2017- (R- 178, NR- 96)  
2022- (R- 229, NR- 154)



2007- (R- 231, NR- 139)  
2012- No License Allocated  
2017- (R- 177, NR- 142)  
2022- (R- 320, NR- 294)



LIVE LIFE  
OUTSIDE

# Resident Adult

- **99%** of the 2021 limited licenses for deer, elk, pronghorn and bear required 5 or fewer preference points.
  - **99%** of the 2021 limited licenses for elk required 5 or fewer preference points.
  - **99%** of the 2021 limited licenses for deer required 5 or fewer preference points.
  - **96%** of the 2021 limited licenses for pronghorn required 5 or fewer preference points.

# Nonresident Adult

- **95%** of the 2021 limited license for deer, elk, pronghorn and bear were drawn with 5 or fewer preference points.
  - **97%** of the 2021 limited license for elk required 5 or fewer preference points.
  - **94%** of the 2021 limited license for deer required 5 or fewer preference points.
  - **85%** of the 2021 limited license for pronghorn required 5 or fewer preference points.



LIVE LIFE  
OUTSIDE

# Number of Hunt Codes for a Range of PP's in 2021 for Resident Adult Applicants

Species	0	01-05	06-10	11-15	16-20	21-25	26-30	31-32	Choice 2-4	Secondary /Leftover	Total Hunt Codes
Deer	260	235	32	19	14	6	1	0	199	213	979
Elk	275	242	21	9	11	15	3	2	182	261	1021
Pronghorn	60	93	18	9	18	7	0	0	47	60	312

## “Take Away”-

- For **deer** 93% of hunt codes required 5 PPs or less.
- For **elk** 94% of hunt codes required 5 PPs or less.
- For **pronghorn** 83% of hunt codes required 5 PPs or less.



LIVE LIFE  
OUTSIDE

# Number of Hunt Codes for a Range of PP's in 2021 for Nonresident Adult Applicants

Species	0	01-05	06-10	11-15	16-20	21-25	26-30	31-32	None Drawn	Choice 2-4	Secondary/Leftover	Total Hunt Codes
Deer	186	191	29	23	12	18	0	0	85	107	212	781
Elk	208	215	19	11	4	12	13	0	45	125	256	849
Pronghorn	35	38	11	8	8	2	0	0	80	14	60	227

## “Take Away”-

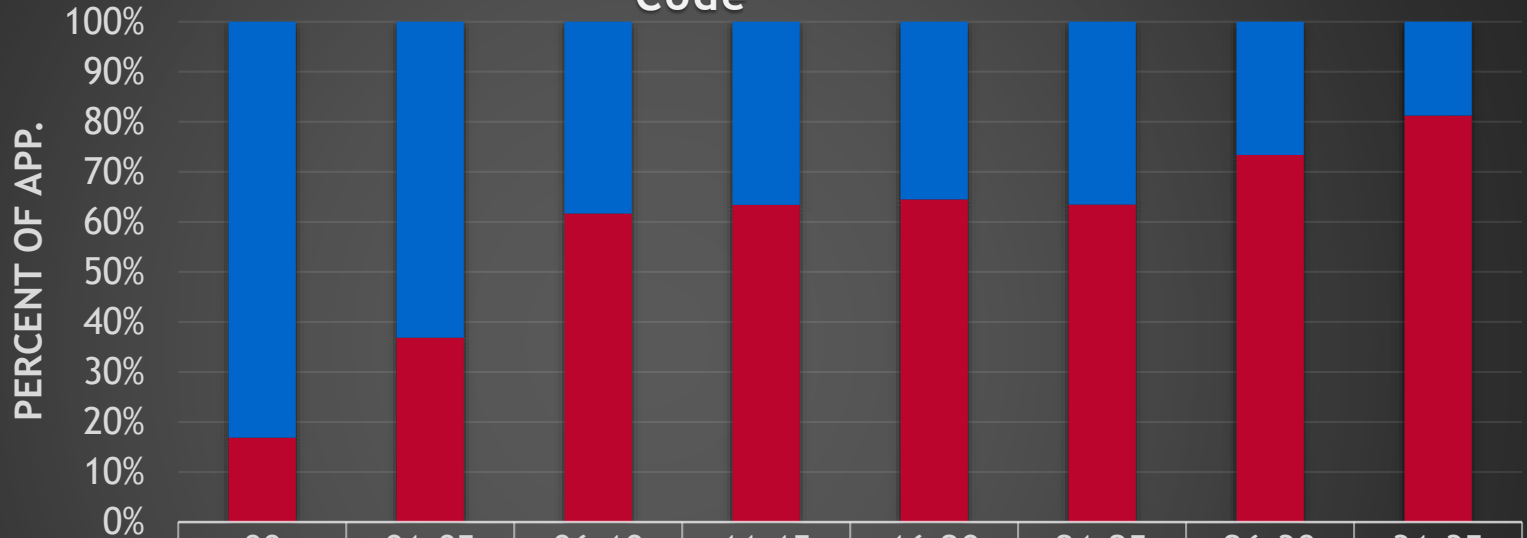
- For **deer** 89% of hunt codes required 5 PPs or less.
- For **elk** 95% of hunt codes required 5 PPs or less.
- For **pronghorn** 65% of hunt codes required 5 PPs or less.



LIVE LIFE  
OUTSIDE

# Number of Resident Applicants Applying for a PP vs. Hunt Code for 1st Choice in 2021

## Resident Applicants Applying for Preference Points vs. Hunt Code



	00	01-05	06-10	11-15	16-20	21-25	26-30	31-35
■ Hunt Code App.	121,585	92,770	9,572	3,986	2,227	1,005	81	3
■ Preference Point App.	24,681	54,140	15,390	6,906	4,045	1,744	223	13
Total	146,266	146,910	24,962	10,892	6,272	2,749	304	16

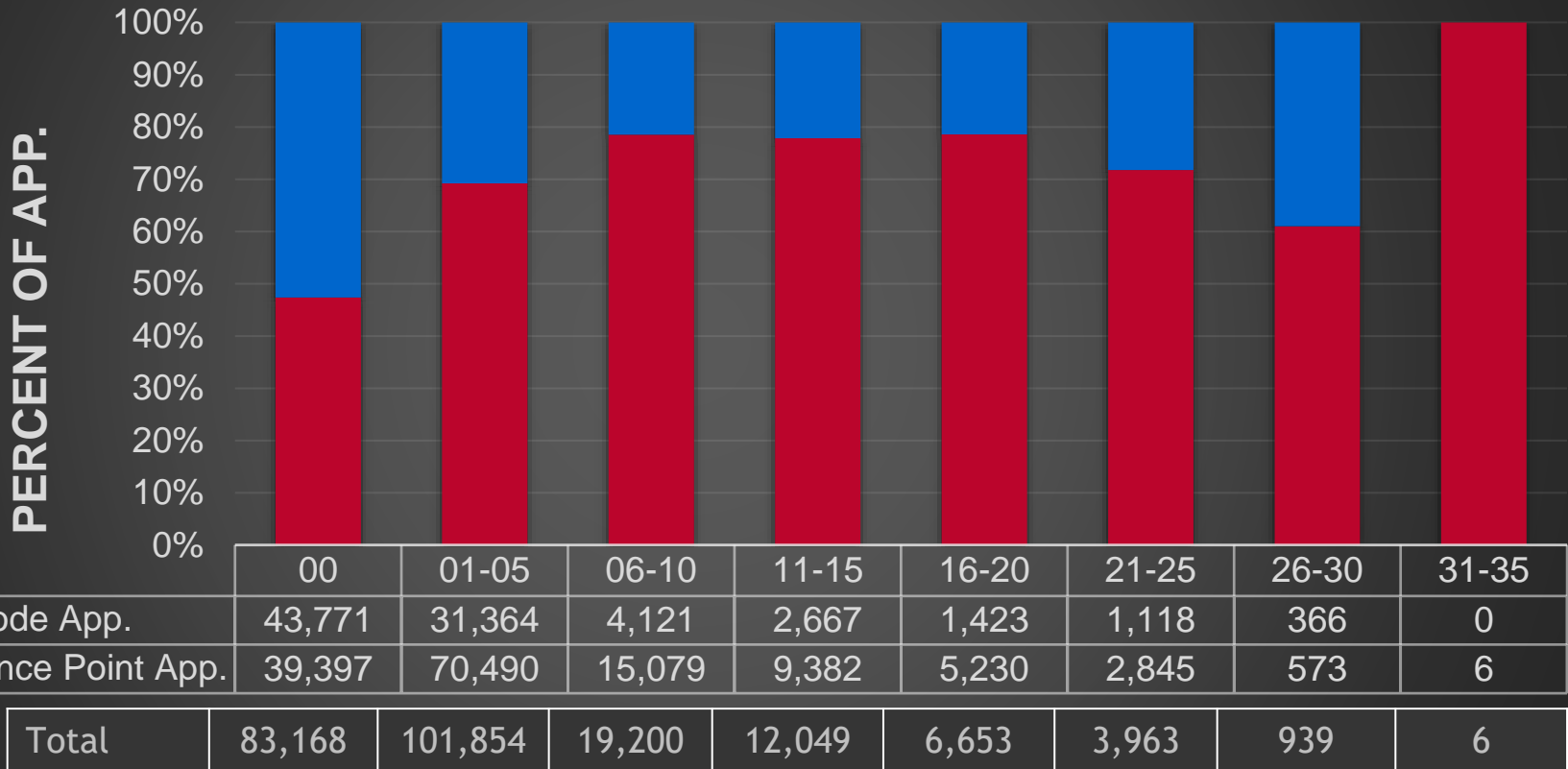
“Take Away”- At 3 PPs, residents are ~50/50 when applying for PP vs hunt code as their 1<sup>st</sup> choice.



LIVE LIFE  
OUTSIDE

# Number of Nonresident Applicants Applying for a PP vs. Hunt Code for 1st Choice in 2021

## Nonresident Applicants Applying for Preference Points vs. Hunt Code



“Take Away”- At 1 preference point **60.65%** of nonresidents begin applying for preference points as their 1<sup>st</sup> choice over a hunt code 1st choice.



LIVE LIFE  
OUTSIDE



- **“Take Away”**: GMUs 1,2, 10, 201, 40, 61, and 76 are really what is causing the focus on preference point concerns for elk hunters.



LIVE LIFE  
OUTSIDE

# Banking Preference Points

---

## ➤ Definition-

- A system where an applicant may use a portion of their accumulated preference points to draw a limited license. The remainder of their points can then be saved or “banked” to put toward future hunts.

## ➤ Ramification to lower and middle point hunt codes-

- Banking system may increase preference point creep in lower- and middle-point hunt codes. This is because applicants with a high number of points could draw licenses every year for many years, displacing others who were not banking points. Stipulating a minimum number of points to be used per license drawn could reduce the impact banking would have on the lower-point hunt codes.

## ➤ In 2006 “banking” was implemented for one year.

## ➤ Possible consideration

- Establish a point penalty for banking to protect the lower hunt codes from point creep. Proportionally, a point(s) penalty is much higher for a 3-point hunt compared to a 10-point hunt, which will protect those hunt codes that require 0-5 points.



LIVE LIFE  
OUTSIDE



# Banking PP's Continued

## Pros-

- Hunters with a lot of points can choose to stop chasing the highest point licenses and instead draw a license that requires fewer points.
- Hunters will not lose all of their points so can go on multiple lower point hunts in consecutive years.

## Cons-

- Preference point creep could occur in lower hunt codes (where it currently does not exist) as banking increases competition/demand for lower hunt codes could increase.
- Previous programming was designed to charge 1 point plus the minimum point requirement for the hunt code, but the minimum point requirement could dramatically changed from year to year and cause some customers to use many more points than they anticipated.
- Some hunt codes could lose predictability in the short or long term.



LIVE LIFE  
OUTSIDE

# Group Averaging Preference Points

## Pros-

- This applies to group applications, sharing points by averaging with friends and family.
- This could be used for getting youth or new hunters out on hunts that take preference points while at the same time giving high point holders the opportunity to use their points.
- This could help with preference point creep

## Cons-

- Might encourage people to keep buying points regardless of their age or intention to hunt, which contributes to point creep.
- Could potentially lead to commercialization of preference points
- Groups with financial capability to purchase new group members pp to improve their average would have a competitive advantage over groups that do not have that same financial capability.
- Some hunt codes could lose predictability in the short or long term.



LIVE LIFE  
OUTSIDE

# Questions



Created by Braxton Purcell



LIVE LIFE  
OUTSIDE