

CPI Adjustments Supplemental Request

Brian Dreher - Terrestrial Section Manager
November 17, 2023 - Burlington, CO



LIVE LIFE
OUTSIDE

Information Requests

1. Potential financial impacts
2. How harvest has changed with license pricing
3. How much a non-resident spends on a hunt in Colorado



LIVE LIFE
OUTSIDE

Potential Financial Impacts

1. Non-Resident Furbearer - \$97.17 to \$303.65
2. Resident Fall Bear - \$44.37 to \$58.30
3. Non-Resident Fall Bear - \$116.77 to \$801.64
4. Non-Resident Mountain Lion - \$408.70 to \$801.64



LIVE LIFE
OUTSIDE

Potential Financial Impacts

Resident Fall Bear - \$44.37 to \$58.30

Currently selling approximately 20,000 licenses

Possible \$275,000 of additional revenue



LIVE LIFE
OUTSIDE

Potential Financial Impacts

Non-Resident Furbearer - \$97.17 to \$303.65

3-year average license sales - 140 licenses



LIVE LIFE
OUTSIDE

Bear and Mountain Lion Prices

Non-Resident Fall Bear - \$116.77 to \$801.64

Non-Resident Mountain Lion - \$408.70 to \$801.64

Table 1. 2023 Black Bear and Mountain Lion License Price Comparison for Mountain States.

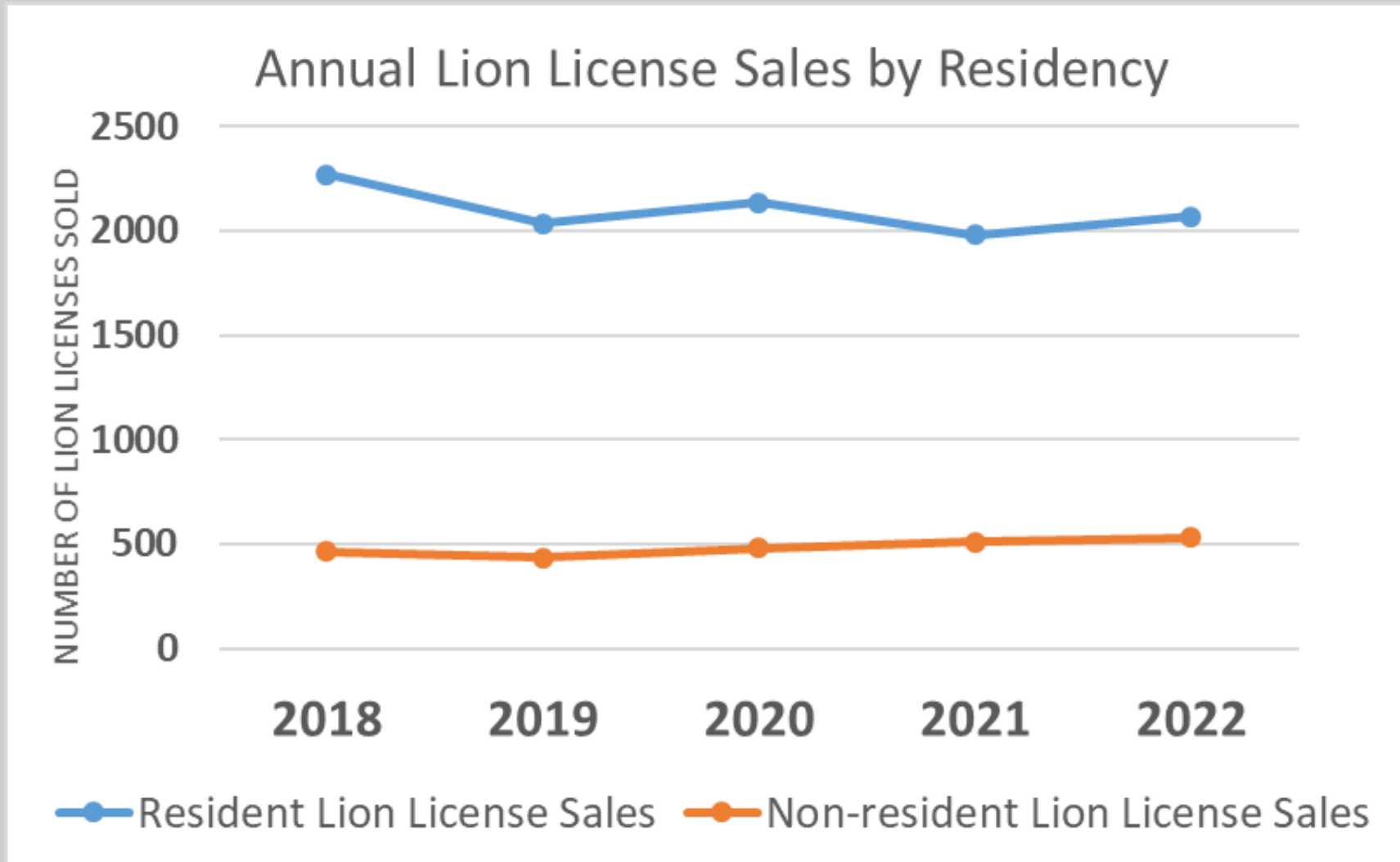
	CO (2023)	Average	AZ	ID	MT	NV	NM	WY	UT
Black Bear	\$112.34	\$293.39	\$150	\$232	\$350	\$300	\$260	\$373	\$389
Mountain Lion	\$388.83	\$227.75	\$75	\$205	\$320	\$104	\$290	\$373	NA

* Average does not include Colorado



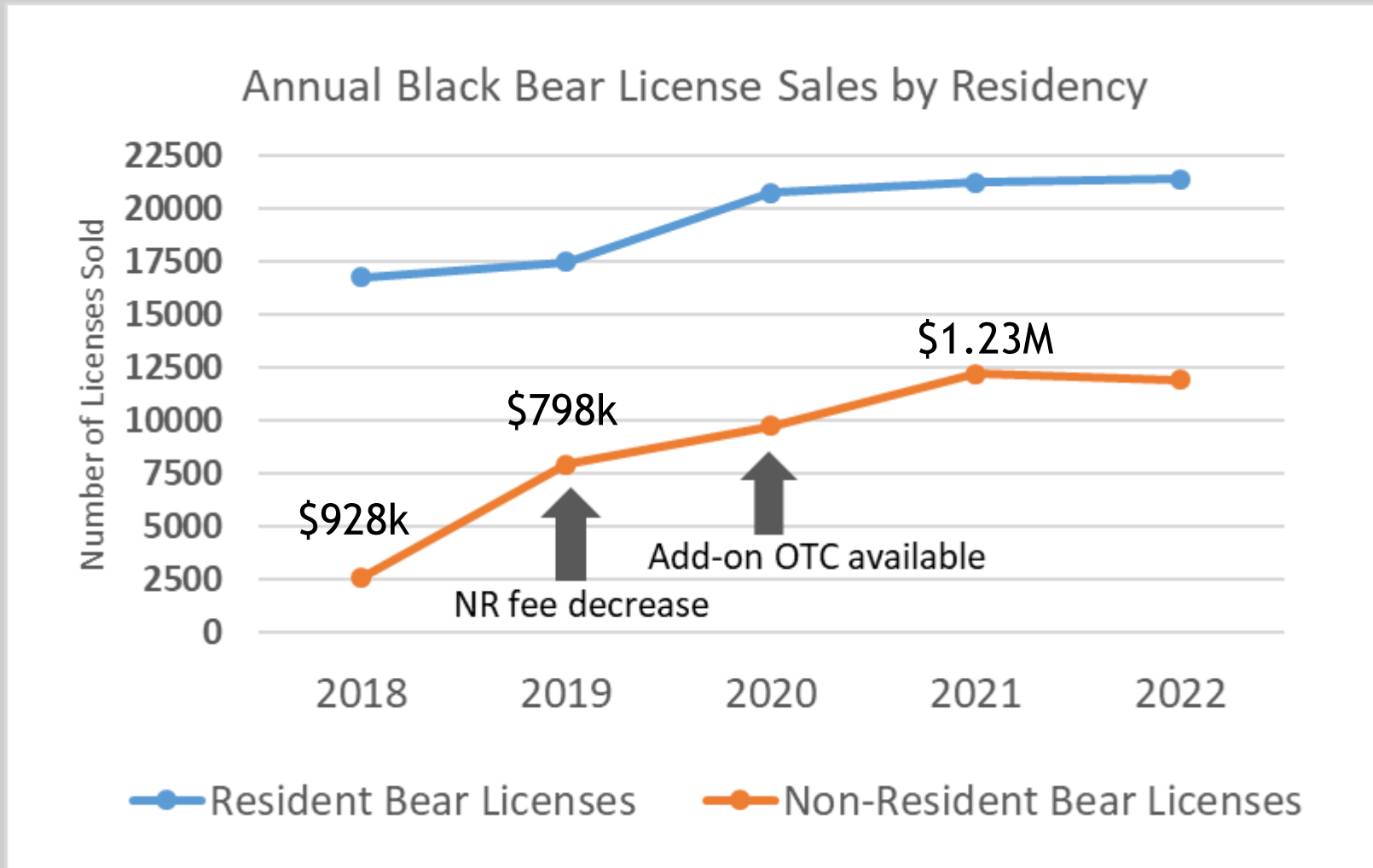
LIVE LIFE
OUTSIDE

Lion License Sales by Residency



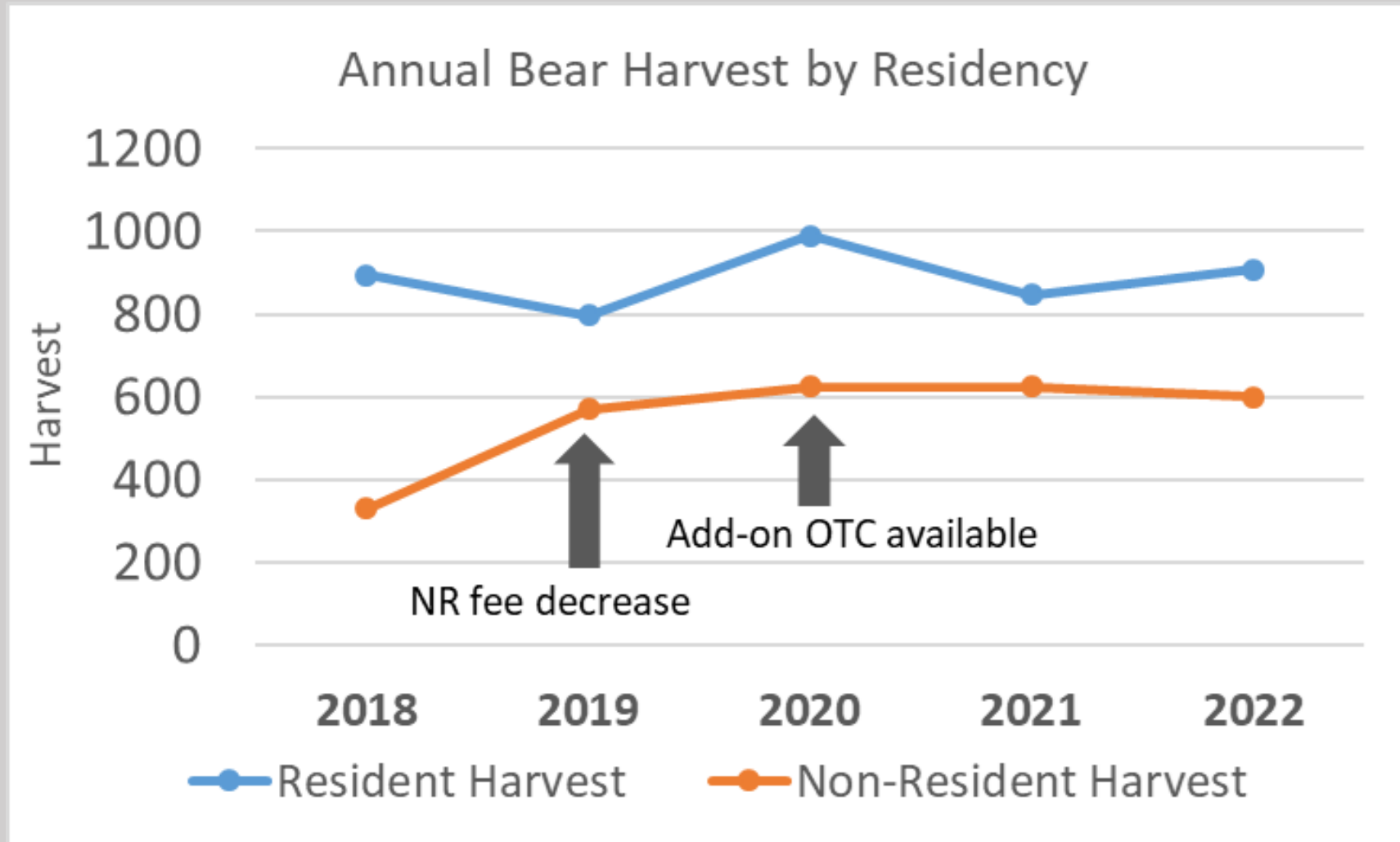
LIVE LIFE
OUTSIDE

Bear License Sales by Residency



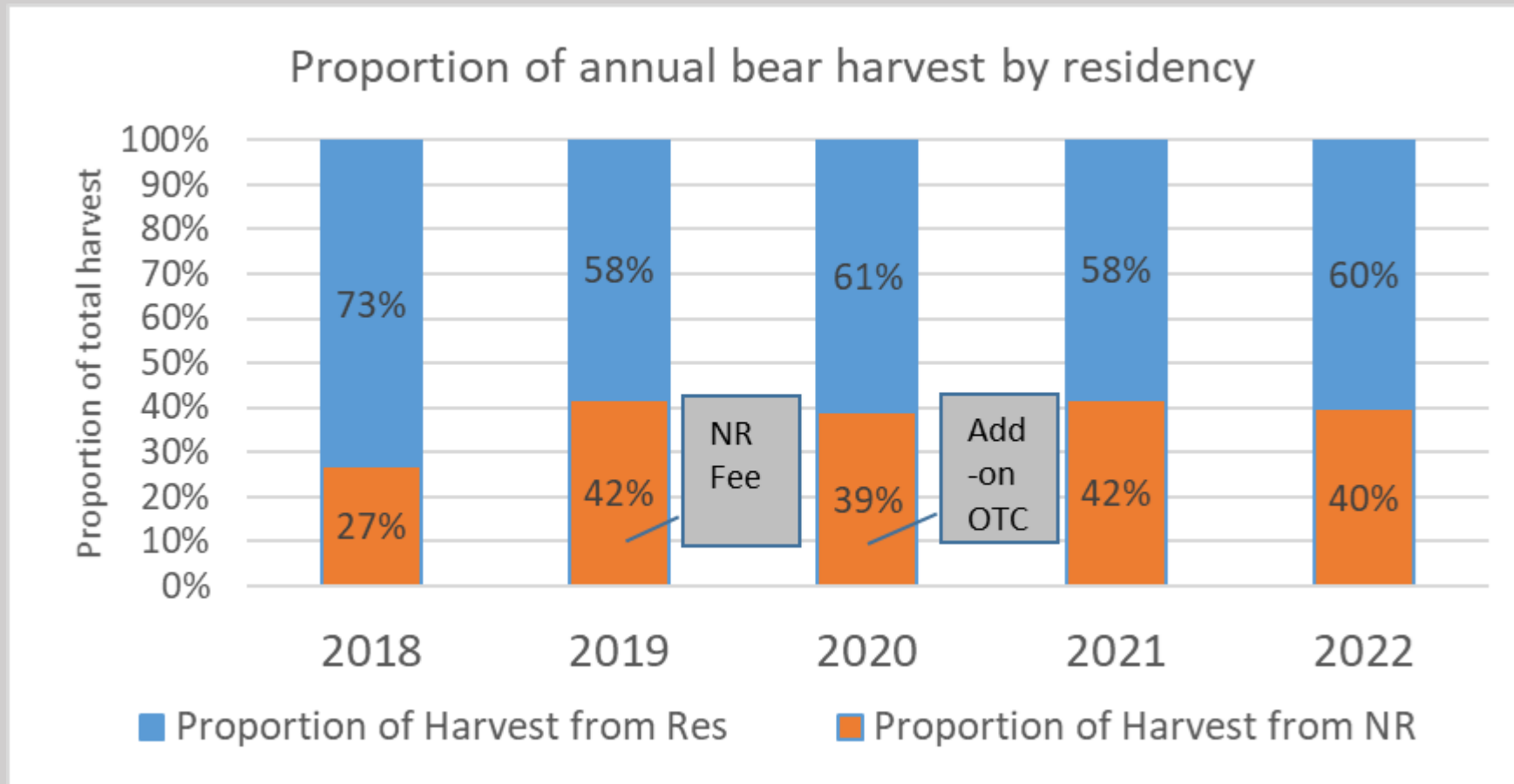
LIVE LIFE
OUTSIDE

How harvest has changed with license pricing



LIVE LIFE
OUTSIDE

Contributions from NR to overall bear harvest



LIVE LIFE
OUTSIDE

How much a Non-resident spends to hunt in Colorado

Species	Year	% of Residents who Used an Outfitter	% of Non-resident who Used an Outfitter
Black Bear	2020	2	21
	2021	2	19
	2022	1	16
Mtn Lion	2020	27	74
	2021	24	77
	2022	16	74



LIVE LIFE
OUTSIDE