









Prevalence Illustrated







1% (1 in 100)

Prevalence Illustrated







5% (1 in 20)

Prevalence Illustrated



10% (1 in 10)

Prevalence Illustrated



20% (1 in 5)