


# 2020-2021 License Sales Annual Report

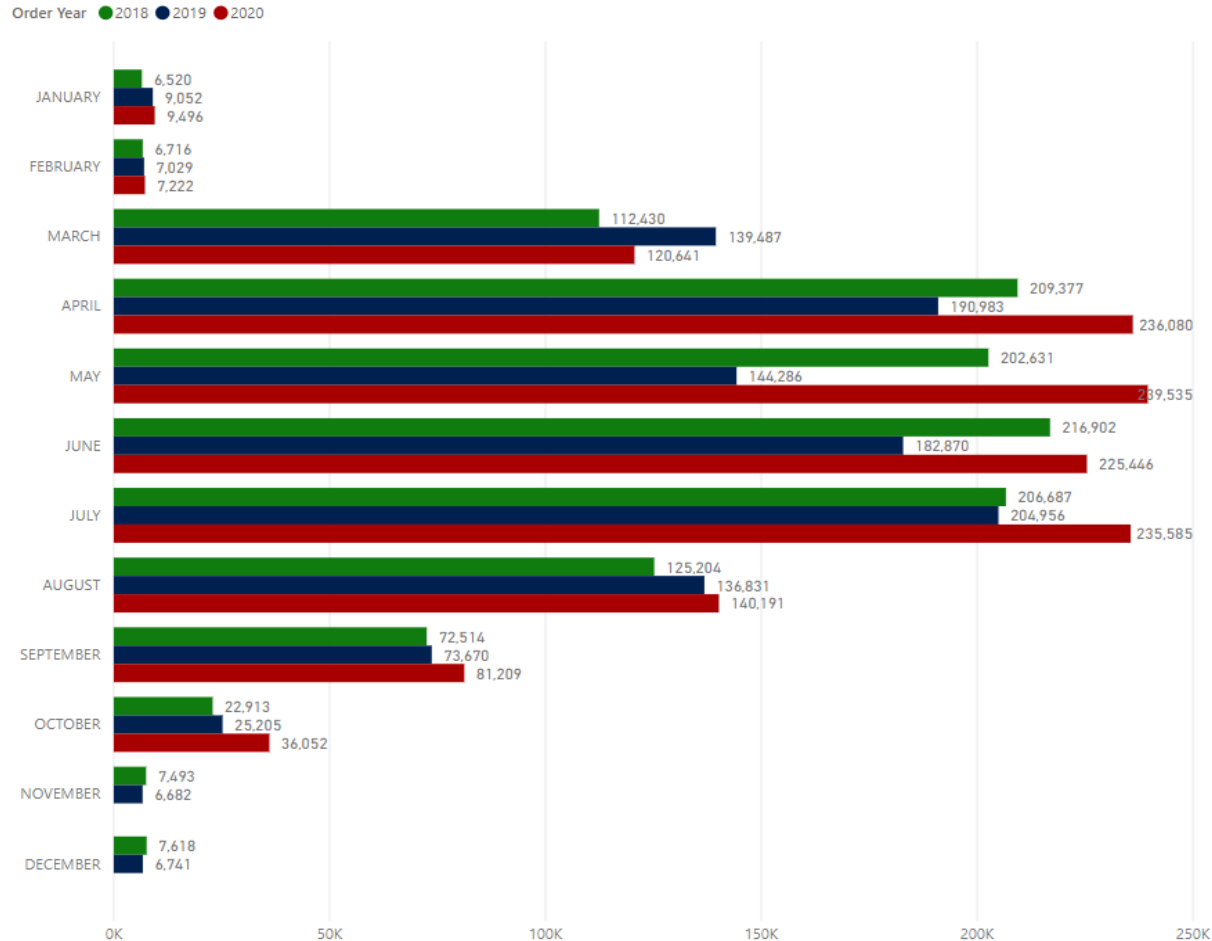


Danielle Isenhart  
Colorado Parks and Wildlife  
License, Reservations and Customer Operations Manager

# Fishing License Sales Trends

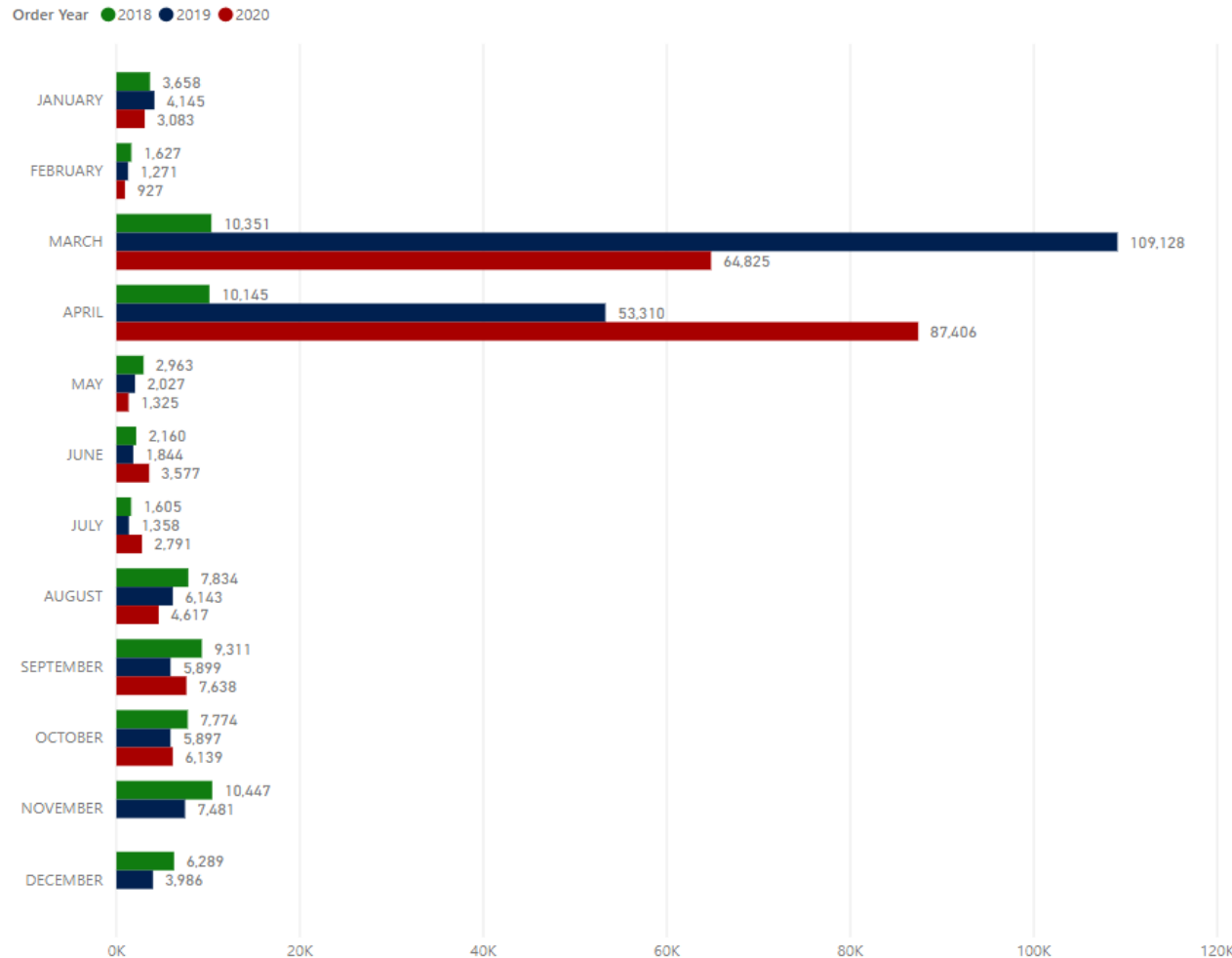


Fishing Licenses by Month and Year



PRODUCT	2018	2019	2020	Total
EXTRA ROD STAMP	228,676	184,035	218,864	631,575
FISHING 1-DAY LICENSE	14,873			14,873
FISHING ADDITIONAL DAY	130,133	126,896	138,560	395,589
NR FISHING 1-DAY		142,448	145,423	287,871
NR FISHING 5-DAY	77,027	80,214	99,505	256,746
NR FISHING ANNUAL	43,084	27,123	33,445	103,652
R FISHING 1-DAY	204,673	70,881	70,297	345,851
R YOUTH FISHING ANNUAL		11,239	19,791	31,030
RES FISHING ANNUAL	322,237	288,805	391,018	1,002,060
RES SMALL GAME & FISH	78,895	111,114	119,341	309,350
RES SR COMBO ANNUAL			22,385	22,385
RES SR FISHING ANNUAL	95,731	84,680	72,410	252,821
SENIOR LOW INCOME FISHING	1,676	357	418	2,451
<b>Total</b>	<b>1,197,005</b>	<b>1,127,792</b>	<b>1,331,457</b>	<b>3,656,254</b>


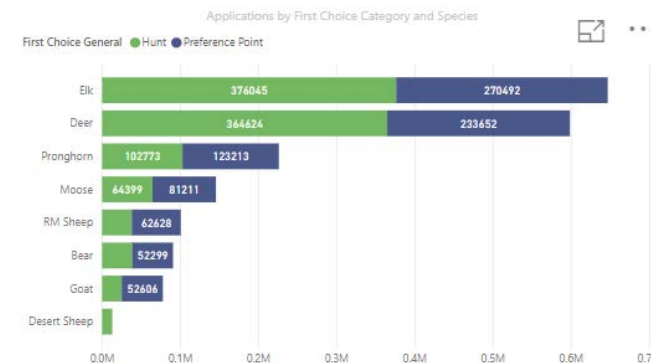
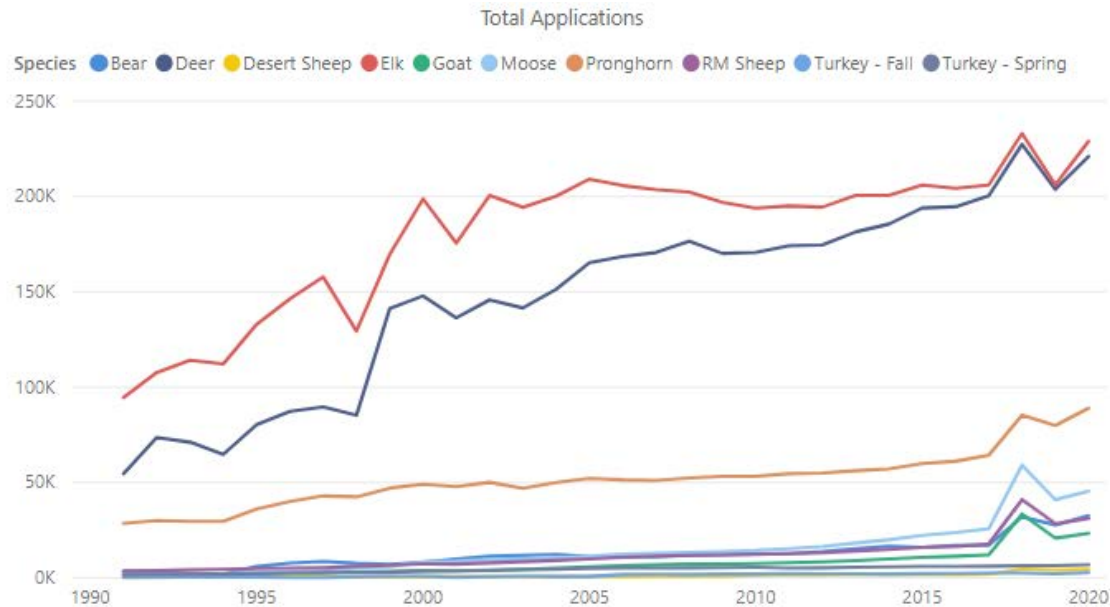
# Small Game License Sales Trends



PRODUCT	2018	2019	2020	Total
BAND TAILED PIGEON PERMIT	391	468	1,042	1,901
NONRESIDENT FURBEARER ANN	55			55
NONRESIDENT SMALL GAME AN	1,962			1,962
NR FURBEARER ANNUAL	148	284	119	551
NR SMALL GAME 1-DAY		2,985	2,722	5,707
NR SMALL GAME ANNUAL	4,702	106,403	109,336	220,441
R SMALL GAME 1-DAY	3,946	2,090	815	6,851
RES FURBEARER ANNUAL	945	630	379	1,954
<b>RES SMALL GAME ANNUAL</b>	<b>38,909</b>	<b>60,013</b>	<b>34,238</b>	<b>133,160</b>
RES SR SMALL GAME			77	77
RESIDENT FURBEARER ANNUAL	158			158
RESIDENT SMALL GAME ANNUA	1,844			1,844
SANDHILL CRANE PERMIT	2,229	2,811	7,475	12,515
SMALL GAME 1-DAY	1,511			1,511
SMALL GAME ADD DAY	5,701	6,611	4,837	17,149
SMALL GAME ADDITIONAL DA	1,538			1,538
YOUTH SMALL GAME ANNUAL	10,125	20,194	21,288	51,607
<b>Total</b>	<b>74,164</b>	<b>202,489</b>	<b>182,328</b>	<b>458,981</b>


# Limited License Applications- Historic

Species	1999	2000	2001	2002	2003	2004	2005	2006	2007	2008	2009	2010	2011	2012	2013	2014	2015	2016	2017	2018	2019	2020	Total
Bear	7,113	8,213	9,844	11,308	11,788	12,349	11,292	11,036	11,106	11,997	12,168	12,616	12,753	13,737	15,248	16,614	16,021	17,118	17,152	31,994	27,801	32,675	372,006
Deer	141,189	147,861	136,403	145,833	141,578	151,317	165,297	168,589	170,636	176,506	170,164	170,761	174,162	174,556	181,434	185,556	194,001	194,611	200,397	227,313	203,808	220,990	4,449,747
Desert Sheep	661	773	759	846	874	775	802	760	863	869	937	1,510	1,510	1,565	1,707	1,797	1,850	1,859	1,951	4,560	4,053	4,398	38,889
Elk	169,614	198,693	175,548	200,546	194,249	200,156	209,135	205,733	203,616	202,380	196,956	193,918	195,124	194,432	200,565	200,669	206,026	204,309	205,995	233,069	206,093	228,998	5,421,080
Goat	3,457	3,783	3,683	4,079	4,541	5,056	5,703	6,344	6,793	7,205	7,274	7,598	7,944	8,476	9,090	9,880	10,803	11,347	12,100	33,415	20,905	23,388	230,857
Moose	5,922	8,486	8,815	9,600	10,044	10,504	11,412	12,417	12,842	13,361	13,836	14,425	15,404	16,494	18,311	20,037	22,226	23,776	25,728	59,157	41,037	45,412	441,525
Pronghorn	47,077	49,158	47,869	50,144	47,043	49,977	52,136	51,426	51,149	52,456	53,252	53,242	54,647	55,065	56,174	57,163	59,968	61,178	64,309	85,317	79,886	89,016	1,547,417
RM Sheep	6,746	7,400	7,262	7,927	8,505	9,138	9,999	10,780	11,417	11,941	12,169	12,279	12,704	13,250	14,199	14,930	16,021	16,566	17,741	40,996	28,395	31,192	359,117
Turkey - Fall	791	894	306	607	864	754	765	1,830	1,909	1,834	2,192	2,063	2,323	2,125	2,102	2,039	2,272	2,313	2,593	2,609	2,088	2,748	40,753
Turkey - Spring	2,887	3,554	3,656	3,936	4,276	4,537	5,064	5,266	5,152	5,290	5,380	5,553	5,184	5,270	5,659	5,772	6,021	6,012	6,173	6,379	6,449	6,882	132,381
<b>Total</b>	<b>385,457</b>	<b>428,815</b>	<b>394,145</b>	<b>434,826</b>	<b>423,762</b>	<b>444,563</b>	<b>471,605</b>	<b>474,181</b>	<b>475,483</b>	<b>483,839</b>	<b>474,328</b>	<b>473,965</b>	<b>481,755</b>	<b>484,970</b>	<b>504,489</b>	<b>514,457</b>	<b>535,209</b>	<b>539,089</b>	<b>554,139</b>	<b>724,809</b>	<b>620,515</b>	<b>685,699</b>	<b>13,033,772</b>



# Big Game and Spring Turkey Licenses-Applications- 2021

Primary Draw	2020	2021	Increase
PRONGHORN	86,913	91,540	4,627
ELK	215,207	246,602	31,395
DEER	211,968	228,087	16,119
GOAT	23,388	27,338	3,950
SHEEP	31,192	35,919	4,727
MOOSE	45,412	52,823	7,411
DESERT BIGHORN	4,398	4,917	519
FALL BEAR	30,873	36,718	5,845
Total	649,351	723,944	74,593



Application Year	Number of Spring Turkey Applications
2019	6,449
2020	6,882
2021	7,547

# Big Game and Turkey License Sales

PRODUCT	2018	2019	2020	Total
NON RES ANTLERLESS ELK AW	6			6
NON RES ANTLERLESS ELK LE	4			4
NON RES DEER AWARD	5			5
NON RES ELK AWARD	16			16
NON RES MOUNTAIN LION	170			170
NON RES SPECIAL ELK	5			5
NON RES YOUTH ELK LEFTOVE	1			1
NR BEAR DRAW	638	1,335	1,992	3,965
NR BEAR LEFTOVER	310	1,000	1,394	2,704
NR BEAR OTC	1,705	5,644	6,085	13,434
NR D SHEEP DRAW	1	1	1	3
NR DEER DRAW	19,749	21,297	18,672	59,718
NR DEER LEFTOVER	675	751	537	1,963
NR DEER OTC	4	2	1	7
NR DEER SPECIAL	10	3		13
NR E/S PLAINS ELK EAST OF	3			3
NR E/S YTH PLAINS ELK EAS	1			1
NR ELK DRAW	27,455	26,578	28,322	82,355
NR ELK LEFTOVER	4,804	5,181	4,300	14,285
NR ELK OTC	39,185	41,442	33,902	114,529
NR ELK SPECIAL	89	46	38	173
NR FALL TURKEY DRAW	5	7	8	20
NR FALL TURKEY LEFTOVER	1	6	4	11
NR FALL TURKEY OTC	154	133	180	467
NR GOAT DRAW	21	25	26	72
NR MOOSE DRAW	46	51	68	165
NR MOUNTAIN LION OTC	279	477	206	962
NR PRONGHORN DRAW	1,312	1,249	1,439	4,000
NR PRONGHORN LEFTOVER	63	103	64	230
NR PRONGHORN OTC	285	240	231	756
NR PRONGHORN SPECIAL	6	5	2	13
NR RM SHEEP DRAW	38	40	35	113
NR SPRING TURKEY DRAW	46	60	43	149
NR SPRING TURKEY LEFTOVER	1	1		2
NR SPRING TURKEY OTC	1,016	1,494	1,327	3,837
<b>Total</b>	<b>98,109</b>	<b>107,171</b>	<b>98,877</b>	<b>304,157</b>

PRODUCT	2018	2019	2020	Total
R BEAR DRAW	8,249	8,233	11,544	28,026
R BEAR LEFTOVER	2,103	2,406	2,692	7,201
R BEAR OTC	6,611	6,725	6,470	19,806
R BEAR SPECIAL			2	2
R D SHEEP DRAW	12	13	13	38
R DEER DRAW	63,610	65,061	69,219	197,890
R DEER LEFTOVER	8,495	10,218	6,484	25,197
R DEER OTC	663	505	78	1,246
R DEER SPECIAL	673	698	448	1,819
R ELK DRAW	69,322	66,335	73,722	209,379
R ELK LEFTOVER	22,940	22,881	14,170	59,991
R ELK OTC	58,700	54,630	42,712	156,042
R ELK SPECIAL	647	717	582	1,946
R FALL TURKEY DRAW	586	560	631	1,777
R FALL TURKEY LEFTOVER	148	225	153	526
R FALL TURKEY OTC	5,033	4,006	5,148	14,187
R FALL TURKEY SPECIAL	1	31	8	40
R GOAT DRAW	201	221	218	640
R GOAT LEFTOVER	1			1
R GOAT SPECIAL	2	4	3	9
R MOOSE DRAW	418	482	512	1,412
R MOOSE LEFTOVER	5		1	6
R MOOSE SPECIAL		1		1
R MOUNTAIN LION OTC	1,964	2,100	1,026	5,090
R PRONGHORN DRAW	16,161	15,348	17,511	49,020
R PRONGHORN LEFTOVER	4,909	4,855	2,524	12,288
R PRONGHORN OTC	2,377	2,369	1,530	6,276
R PRONGHORN SPECIAL	139	230	117	486
R RM SHEEP DRAW	288	286	296	870
R RM SHEEP LEFTOVER	4	1		5
R SPRING TURKEY DRAW	1,601	1,802	1,702	5,105
R SPRING TURKEY LEFTOVER	60	84	18	162

R SPRING TURKEY OTC	21,722	24,801	28,181	74,704
R SPRING TURKEY SPECIAL	30	19		49
RES DEER AWARD	2			2
RES DEER LEFTOVER	3			3
RES E/S PLAINS ELK EAST O	46			46
RES E/S YTH PLAINS ELK EA	4			4
RES ELK AWARD	33			33
RES ELK LEFTOVER	37			37
RES FALL TURKEY	3			3
RES MOUNTAIN LION	342			342
RES SPECIAL DEER	73			73
RES SPECIAL ELK	134			134
RES SPECIAL PRONGHORN	21			21
RES SPECIAL TURKEY	15			15
RES YOUTH ELK AWARD	5			5
RES YOUTH ELK LEFTOVER	3			3
RES YOUTH SPECIAL	1			1
RES YOUTH SPECIAL DEER	23			23
RES YOUTH SPECIAL ELK	12			12
<b>Total</b>	<b>298,432</b>	<b>295,847</b>	<b>287,715</b>	<b>881,994</b>



# Big Game and Turkey Refunds 2019 vs. 2020

	2019 Refunds	2019 PP Restorations	2019 Both	2020 Refunds	2020 PP Restorations	2020 Both
Bear	98	49		221	108	145
Deer	1305	791		1539	1548	3068
Elk	2400	632		2528	1583	3825
Mountain Goat	2	7		3	116	16
Bighorn Sheep	7	9		7	87	11
Moose	10	17		22	325	78
Pronghorn	189	250		187	354	113
Turkey	7	23		188	246	118
Total	4018	1778	N/A	4695	4367	7374



# Power BI Reports/Dashboards

- Interactive versions of these reports are available to anyone with a state computer/email account.
- Sales trends are updated several times per year.
- Application trends updated after each application.
- On the parks side- we also have sales trend reports and occupancy reports.

